

Natural Resources

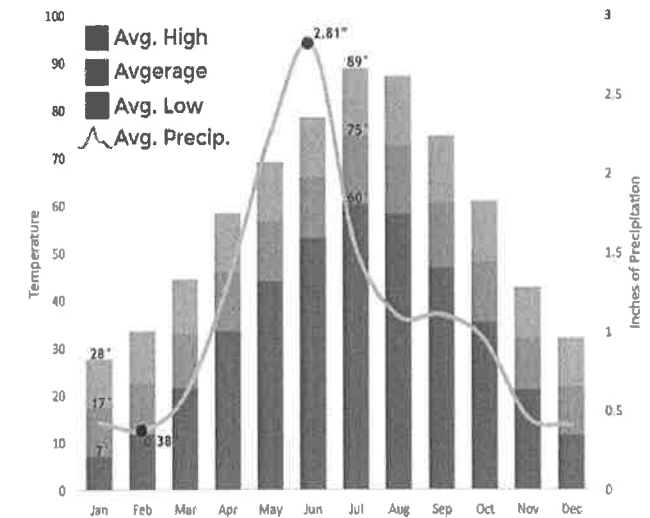
Miles City is located at an elevation of 2,369 feet in an area largely comprising plains and rolling hills. The climate in Miles City is semi-arid, characterized by long, cold, and dry winters and hotter summers with more precipitation. In the immediate vicinity around Miles City the landscape is defined by grasslands and badland formations to the north. To the east of Miles City on U.S. Highway 12 exist isolated ponderosa pine forests. Miles City and its surroundings are underlain with shale, sandstone, and sandy loam soils.

The two dominant water features in Miles City are the Yellowstone and Tongue Rivers, which form the respective northern and western boundaries of the City. The Yellowstone River is the primary water supply source, making protecting its water quality important for the City.

Sand and Gravel Resources

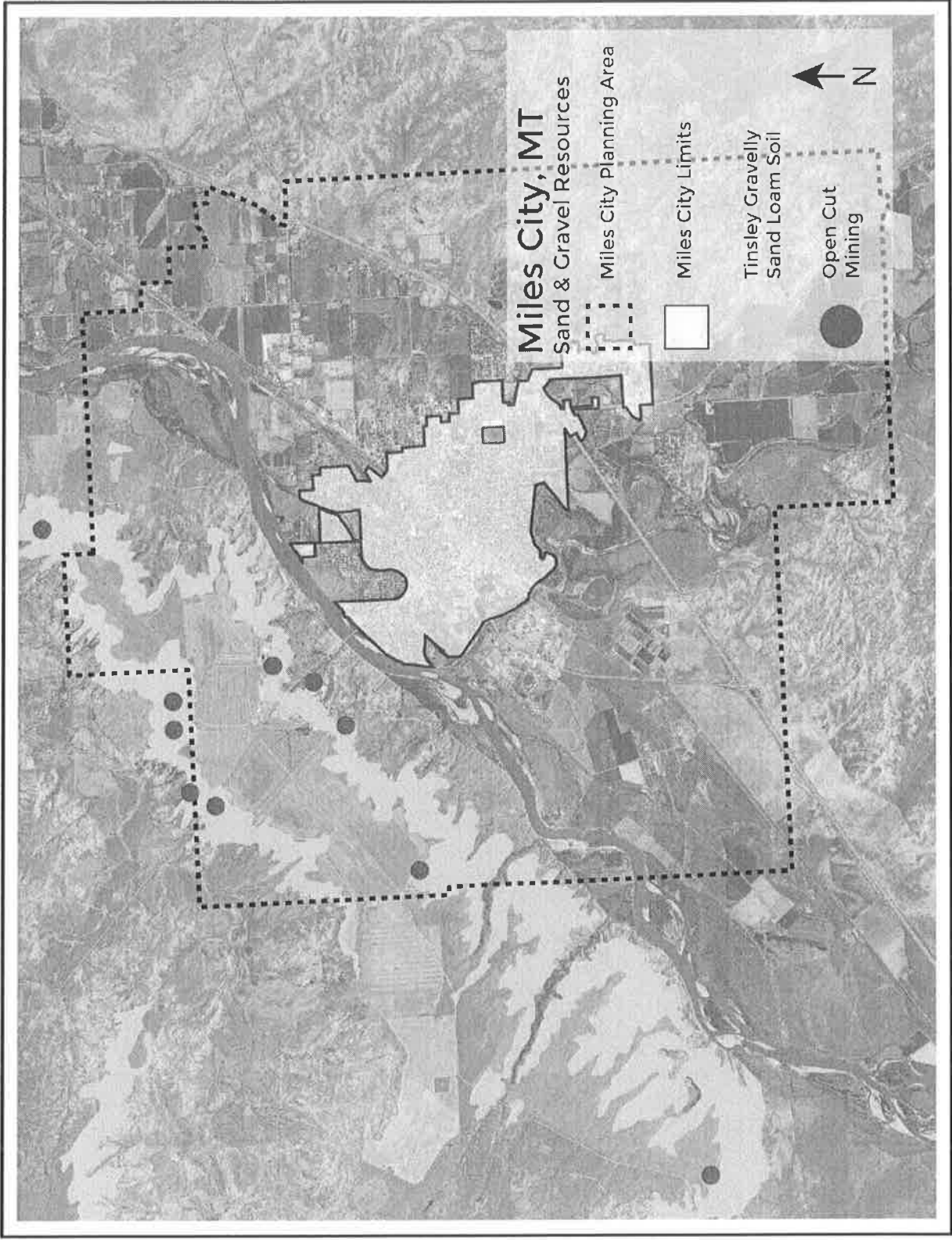
Section 76-1-601(3)(j)MCA requires that sand and gravel resources be described and mapped. Sand and gravel is an essential resource to the growth and development of a community. These resources are widely used in infrastructure and housing development. Transportation of these resources makes up a significant cost, therefore extraction must be done in relative close proximity to the location of the end user. However, sand and gravel operations are not always the best neighbors, especially if the neighbors are residents. In cities, where people live relatively close together; sand and gravel operations are not desirable. The city should not encourage sand and gravel operations within its boundaries, but should not discourage them outside city limits if appropriate. The soil type that is most conducive to sand and gravel extraction in the Miles City planning area is Tinsley Gravelly Sand Loam which can be seen in Figure 15. The Montana DEQ provides data on the locations of open-cut mining permits. As can be seen there are several within the planning area, all in or adjacent to Tinsley Gravelly Sand Loam soil deposits.

Miles City Temperature and Precipitation



Source: Western Regional Climate Center

Figure 15 - Sand and Gravel Map



1 Protect Water Quality and Riparian Habitat in Nearby Rivers and Streams

Objective 1.1

Manage stormwater runoff to mitigate impacts to water quality.

2 Maintain and Protect Drinking Water Supplies

Objective 2.1

Work with Montana DEQ on monitoring point source and non-point source pollutants and clean up areas where spills or leaks have occurred.

Objective 2.2

Educate the public on how to properly dispose of products which may negatively impact Miles City's water supply.

3 Ensure Future Development does not Negatively Impact the Natural Environment

Objective 3.1

Work with developers on mitigating impacts to wetlands, wildlife habitat, and environmentally sensitive areas.

Public Process

The public process for the Miles City growth policy update was designed to gather input from a broad base of Miles City residents on the key issues facing the City. To achieve this a web-based community survey was developed, with advertising being done through a postcard mailed to residents and press releases in the Miles City Star. Additionally, previous public outreach work, done by the SEMDC through the Community Economic Development Strategy, was utilized to inform the development of Miles City's 2015 growth policy update.

Based on results from the community survey, Miles City residents identified the following topic areas as the three most important issues for the growth policy update. See Figure 15.

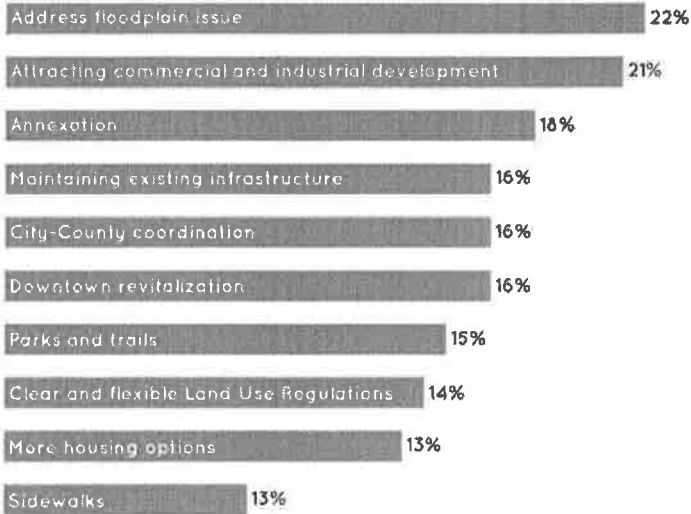
1. Floodplain
2. Attracting commercial and industrial development
3. Annexation

With regard to annexation, 50% of survey respondents were either supportive or very supportive of Miles City annexing portions of Custer County adjacent to the City, while 20% of respondents were either unsupportive or very unsupportive, with 30% of respondents indicating they had not thought about the subject. It should be noted that over 70% of survey respondents live in Miles City, which may be an indicator of the high level of support for annexation.

Miles City residents also voiced concern over the affordability of housing in Miles City, with over 85% of residents feeling that both rental and for-sale housing is unaffordable. In terms of what type of housing residents feel is needed, over 75% of survey respondents felt more single family housing is needed, followed by multi-family housing (47%), low-income housing (31%) and senior housing (29%).

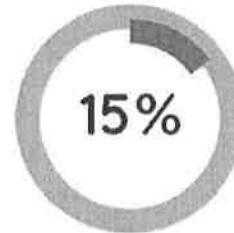
COMMUNITY SURVEY RESULTS

Most Important Growth Policy Topics?



How Affordable is Housing?

Rental Housing

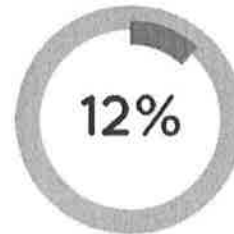


Affordable

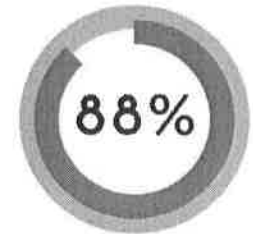


Unaffordable

For Sale Housing



Affordable



Unaffordable

How Supportive of Annexation Are You



Supportive or Very Supportive

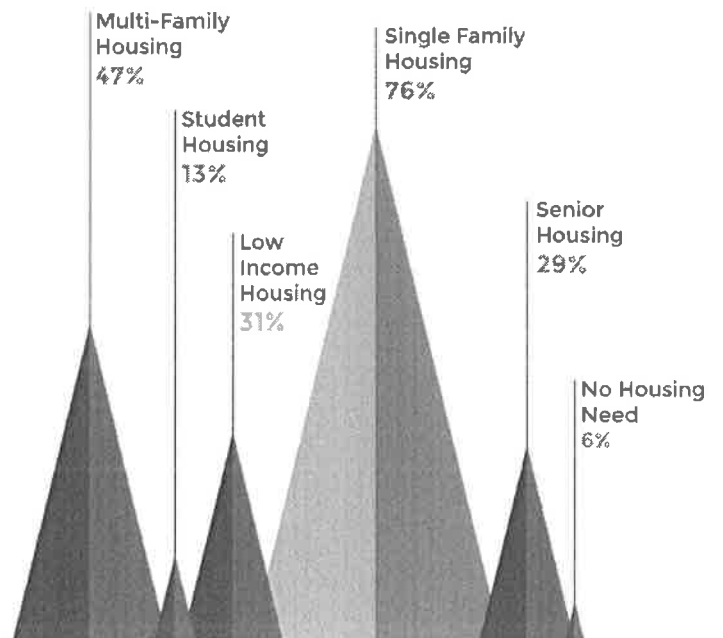


Unsupportive or Very Unsupportive



Not Thought About it

What Type of Housing is Needed in Miles City?



Implementation Strategy

The effectiveness of Miles City's growth policy relies on its ability to be implemented. With that in mind, the implementation strategy lays out a plan of action to help achieve the goals and objectives provided at the end of each chapter. The tables below list each goal and objective, implementation actions, a time-frame for completion, and partnering agencies and organization who will work on each action.

For each implementation action the following timelines for implementation are used:

- **Short-term:** These actions are initiated or completed generally within 1 to 2 years from the adoption of the plan
- **Mid-Term:** These actions are initiated or completed generally within 2 to 5 years from the adoption of the plan
- **Long-Term:** These actions are initiated or completed generally 5-10 years or longer after adoption of the plan
- **Ongoing:** These tasks occur continually

Montana Code Annotated 76-1-601(3)(f) requires growth policies to have an implementation strategy that includes a list of conditions that will lead to a revision of the growth policy. In addition to the conditions listed below, Miles City will review the growth policy at least once every 5 years to ensure the goals and objectives are still relevant and implementation is going according to schedule. Ideally, at least a cursory review should occur on an annual basis in order to set work plans and gauge progress. Updates to the growth policy are expected based on the findings of these periodic reviews. Other conditions that will lead to review and revision are:

- A dike being built that will accommodate additional development and redevelopment in the existing floodplain
- Significant changes in population characteristics, economic conditions, housing, public facilities and land use needs from those envisioned in this plan
- A change in growth policy law or the legal setting that mandates revision

Land Use

Land Use Goal #1 - Provide a Predictable Development Environment

Objective	Action	Time Line	Partners
1.1 Update land use regulations to provide greater clarity and flexibility.	a. Update the zoning regulations to clarify procedures, meet the land use and development needs of the community, and to provide for flexibility while protecting existing residents.	Short-term	City, zoning commission
	b. Update subdivision regulations as required by changes in state law and as warranted by changing circumstances.	Ongoing	City, planning board

Land Use Goal #2 - Promote Citizen Involvement in Land Use Issues

Objective	Action	Time Line	Partners
2.1 Engage citizens during public review of land use issues and make information available.	a. Post land use application materials, public hearing dates, agendas and meeting minutes on the City's website and make copies available for public review.	Ongoing	City, citizens
	b. Incorporate citizen comments into land use decisions by addressing them prior to making motions.	Ongoing	City, planning board, zoning commission, citizens
	c. Consider requiring developers to hold neighborhood meetings prior to zone changes and major subdivision submittals in order to bring the affected public into the process earlier	Short-term	City, citizens, developers

Land Use Goal #3 – Balance Property Rights with the Common Interests of the Community

Objective	Action	Time Line	Partners
<p>Protect private property rights and respect property owners’ wishes to enjoy and gain economic return from their properties and investments while ensuring that other public and private interests are not unreasonably compromised or impacted by land uses and development projects.</p> <p>3.1</p>	<p>While considering land use decisions, balance the rights of applicants with those of potentially impacted parties.</p> <p>a.</p>	Ongoing	City, planning board, zoning commission

Land Use Goal #4 – Provide for the Logical Expansion of the City’s Boundaries that is Compatible with Existing Development and is Fiscally Responsible

Objective	Action	Time Line	Partners
<p>Plan for growth through the development of traffic, parks, sewer and water and other issue specific plans.</p> <p>4.1</p>	<p>Create and implement plans for coordinated development of necessary public services and infrastructure to accommodate growth.</p> <p>a.</p>	Ongoing	City, MDT, planning board
<p>Develop and implement zoning that guides future development but also protects existing development from unwanted impacts.</p> <p>4.2</p>	<p>Update the City’s zoning.</p> <p>a.</p>	Short-term	City, zoning commission
<p>Generally require that developers and future users of municipal services pay the upfront costs of extending services.</p> <p>4.3</p>	<p>Maintain policies that require developers and users of municipal services to pay for the costs of serving development unless extraordinary circumstances exist.</p> <p>a.</p>	Ongoing	City, developers
<p>Work with the Custer County Water & Sewer District No. 2, landowners and developers to bring urban scale development into city limits.</p> <p>4.4</p>	<p>Annex developed areas on the outskirts of the City in accordance with state law.</p> <p>a.</p>	Ongoing	City, Custer County, landowners, water and sewer districts

Economy

Economy Goal #1 - Foster Sustained Economic Growth in Miles City

Objective	Action	Time Line	Partners
<p>1.1 Sustain and grow existing businesses in Miles City.</p>	<p>Organize a business owner’s round table where local business owners and community leaders can discuss challenges, needs, and opportunities for retaining existing businesses and attracting new ones.</p> <p>a.</p>	<p>Ongoing</p>	<p>City, local business owners, SEMDC, Miles City Economic Development Council (MCEDC), Chamber of Commerce.</p>
	<p>Develop a Business Expansion and Retention (BEAR) program. The BEAR program is made available by the Montana Department of Commerce, and is supported by organizations in local communities who provide staff and financial support so that local businesses can access the resources needed to improve and/or expand their business.</p> <p>b.</p>	<p>Mid-term</p>	<p>City, local business owners, SEMDC, MCEDC, Chamber of Commerce.</p>
	<p>Establish a buy local campaign. Buy local campaigns use promotions, mailers, and coupons to help remind residents about the benefits of shopping in local businesses. Small financial incentives are a good way to attract residents to downtown to encourage local shopping and attract repeat visits.</p> <p>c.</p>	<p>Short-term</p>	<p>City, local business owners, Miles City Chamber of Commerce.</p>

Economy Goal #1 - Foster Sustained Economic Growth in Miles City

Objective	Action	Time Line	Partners
<p>1.2 Attract businesses providing living wage jobs.</p>	<p>a. Employ the community business matching process to attract businesses that are compatible with Miles City's goals and long range vision.</p>	<p>Long-term</p>	<p>City, local business owners, SEMDC, MCEDC, Chamber of Commerce.</p>
	<p>b. Work with the SEMDC on providing small business development services in Miles City. Partnering organizations could work with the SEMDC on offering small business development courses in Miles City to inform potential business owners of the opportunities available to them.</p>	<p>Mid-term</p>	<p>City, SEMDC, MCEDC, Chamber of Commerce.</p>
	<p>c. Develop a pro-active targeted marketing campaign to attract established businesses and retailers to Miles City.</p>	<p>Long-term</p>	<p>City, SEMDC, MCEDC, Chamber of Commerce.</p>
	<p>d. Build and maintain a downtown property database to identify what businesses and vacant properties exist and what level of infrastructure/amenities they have in place. Maintain this list of available properties on Miles City's website.</p>	<p>Mid-term</p>	<p>City, local realtors, local property owners, Chamber of Commerce</p>

Economy Goal #1 - Foster Sustained Economic Growth in Miles City

Objective	Action	Time Line	Partners
<p>1.3 Expand workforce development opportunities.</p>	<p>a. Work with local and regional businesses to identify workforce training needs.</p>	<p>Mid-term</p>	<p>City, local and regional business owners, Miles Community College (MCC), Chamber of Commerce, SEMDC, MCEDC</p>
	<p>b. Work with Miles Community College on developing curriculum that addresses workforce training needs.</p>	<p>Long-term</p>	<p>City, local and regional business owners, MCC, Chamber of Commerce, SEMDC, MCEDC</p>
<p>1.4 Support the development of MCC's agriculture advancement center.</p>	<p>a. Work with Miles Community College on what the City can do to help complete development of the agriculture center.</p>	<p>Short-term</p>	<p>City, MCC</p>

Economy Goal #2 - Enhance the Economic Viability of Downtown Miles City

Objective	Action	Time Line	Partners
<p>2.1 Implement recommendations from the Downtown Urban Renewal Plan.</p>	<p>Miles City's downtown urban renewal plan contains numerous strategies for downtown. To start Miles City will want to evaluate which strategies are the most appropriate in the near term.</p>	<p>Ongoing</p>	<p>City, downtown business & property owners, Chamber of Commerce</p>
<p>2.2 Encourage infill development on vacant lots and in vacant buildings.</p>	<p>a. Provide tax abatements for new businesses/development in downtown.</p>	<p>Ongoing</p>	<p>City</p>
<p>2.3 Preserve the historic character of downtown.</p>	<p>a. Establish a façade improvement program.</p>	<p>Mid-term</p>	<p>City, zoning commission, local architects</p>
	<p>b. Establishing historic design guidelines for downtown buildings, signage and other improvements.</p>	<p>Long-term</p>	<p>City, zoning commission, local architects</p>
<p>2.4 Conduct a parking study of downtown and revise parking requirements according to actual need.</p>	<p>a. Conduct a parking study and implement its recommendations.</p>	<p>Mid-term</p>	<p>City, downtown business owners, Chamber of Commerce, Montana Department of Transportation (MDT)</p>

Economy Goal #3 - Support Industrial and Commercial Development

Objective	Action	Time Line	Partners
3.1 Cluster industrial uses along Baker Highway.	a. Do as part of zoning code update.	Short-term	City
3.2 Identify a location for and develop a rail off-loading site.	a. Work with Transco and BNSF on identifying a site and what level of infrastructure would be needed.	Long-term	City, BNSF, Transco, MCEDC, property owners
3.3 Work with commercial and industrial developers on how the city can accommodate their needs while mitigating adverse impacts.	a. Use the business roundtable to identify challenges, needs, and opportunities for retaining existing businesses and attracting new ones in a manner that won't detract from existing and planned land uses.	Ongoing	City, commercial and industrial developers

Economy Goal #4 - Promote Miles City as a Destination for New Residents and Businesses

Objective	Action	Time Line	Partners
4.1 Develop a Miles City gateway along the portion of the I-94 business loop which acts as the west entrance into the City.	a. Work with MDT, Fort Keogh, and adjacent property owners on developing a vision for a Miles City gateway. As the project will likely be costly, the City will want to break it up into phases so implementation will happen as funding opportunities arise. At a minimum the gateway project should include attractive lighting, landscaping, themed signage directing people to Miles City attractions, and iconic art features	Mid-term	City, MDT, Fort Keogh, adjacent property owners, Chamber of Commerce, MCEDC
4.2 Work with the Montana Office of Tourism to market Miles City throughout Montana and in key out of state markets.	a. Use earned media (e.g. articles in newspaper), placed media (e.g. press releases) and paid media (advertising) in areas Miles City wants to target for visitors.	Ongoing	City, Chamber of Commerce, Montana Office of Tourism, Montana Dept. of Commerce

Housing

Housing Goal #1 - Provide a Range of Housing Options for all Residents

Objective	Action	Time Line	Partners
<p>1.1 Support the development of housing for all Miles City residents including affordable housing, senior housing, work-force housing, and low-income housing.</p>	<p>a. Work with Miles City Housing Authority on identifying housing needs and opportunities for providing additional low-income and senior housing units.</p>	<p>Ongoing</p>	<p>City, Miles City Housing Authority, Montana Dept. of Commerce, and housing non-profits</p>
	<p>b. Provide incentives to developers who build affordable housing.</p>	<p>Ongoing</p>	<p>City, housing developers</p>
	<p>c. Work with housing agencies and lenders on applying for grants that provide assistance with down payments, closing costs and rehabilitation of older homes.</p>	<p>Ongoing</p>	<p>City, Miles City Housing Authority, Montana Dept. of Commerce, and housing non-profits</p>
	<p>d. Update the zoning code and map to provide adequate locations for all housing types.</p>	<p>Short term</p>	<p>City</p>
	<p>e. Maintain and expand public facilities to accommodate new housing.</p>	<p>Ongoing</p>	<p>City</p>

Housing Goal #2 - Improve the Condition of Existing Housing

Objective	Action	Time Line	Partners
2.1 Work with homeowners on rehabilitating residential housing.	a. Work with homeowners on applying for USDA grants that provide assistance for low and moderate income households for repairs and improvements. One such opportunity is the USDA's Section 504 home repair program.	Ongoing	City, Miles City Housing Authority, residential property and housing non-profits
2.2 Provide financial incentives for low-income households to fix up dilapidated housing.	a. Consider providing short term tax breaks to property owners who rehab housing in poor condition.	Ongoing	City, residential property owners

Housing Goal #3 - Make Zoning Code More Flexible

Objective	Action	Time Line	Partners
3.1 Reduce minimum lot area in residential districts to encourage development on small lots.	a. Do as part of zoning code update.	Short-term	City
3.2 Provide flexibility with minimum parking requirement for multi-family, special needs and senior housing.	a. Do as part of zoning code update.	Short-term	City
3.3 Remove minimum open area requirements for multi-family housing units when adequate park and recreational facilities are available.	a. Do as part of zoning code update.	Short-term	City

Public Facilities and Local Services

Public Facilities and Local Services Goal #1 - Maintain Existing Infrastructure

Objective	Action	Time Line	Partners
1.1 Continue with and expand pavement preservation program.	a. Identify additional priority streets that could benefit from pavement preservation.	Ongoing	City, MDT
1.2 Develop a GIS based asset management program to track the condition and maintenance needs of public infrastructure.	a. Apply for a Montana Land Information Advisory grant to develop a GIS based asset management program.	Mid-term	City, Montana DEQ
1.3 Work on implementing the recommendations from the forthcoming water and sewer capacity study.	a. To be determined pending the outcome of the study.	Ongoing	City
1.4 Maintain and update a capital improvements plan for all public infrastructure improvements.	a. Expand and update the CIP to plan out longer range improvements.	Mid-term	City
	b. Consider the use of impact fees to help fund major infrastructure improvements.	Ongoing	City
1.5 Pursue planning, funding and construction of a dike to contain a 500-year flood event.	a. Implement the recommendations of the Flood Assessment Study	Ongoing	City, DNRC, Army Corp of Engineers, property owners, state and federal political leaders

Public Facilities and Local Services Goal #2 - Coordinate Service Extensions and Expansions with Anticipated Growth and Future Land Use Patterns

Objective	Action	Time Line	Partners
<p>2.1 Extend sewer and water infrastructure to areas where residential and commercial growth is occurring and expected to continue.</p>	<ul style="list-style-type: none"> • Extend water line along Hwy 12 (Baker Hwy) to Interstate 94. • Extend sewer east along Leighton to facilitate residential and commercial/ industrial development in the northeastern portion of the City. a. <ul style="list-style-type: none"> • Extend water down Sprandel Lane. • Complete phase 2 wastewater project upgrades. 	<p>Long-term</p>	<p>City, Custer County, Custer County Water and Sewer District (CCWSD)</p>
<p>2.2 Create a redundant water supply system for existing developed areas to the south of I-94.</p>	<ul style="list-style-type: none"> a. Extend 20-inch water line to Southgate and replace existing 10-inch line on Steel Street with a 20-inch line. 	<p>Long-term</p>	<p>City, Custer County, Custer County Water and Sewer District (CCWSD)</p>
<p>2.3 Extend streets to new residential development in a grid to maintain connectivity to Miles City's existing street network.</p>	<ul style="list-style-type: none"> a. As new developments are proposed work with MDT and developers on street layouts. 	<p>Ongoing</p>	<p>City, MDT, developers</p>

Public Facilities and Local Services Goal #3 - Increase Mobility and Transportation Access for All

Objective	Action	Time Line	Partners
<p>3.1 Develop a bicycle network connecting residential neighborhoods and retail centers.</p>	<p>a. Identify a preferred bicycle network as part of transportation plan.</p>	<p>Mid-term</p>	<p>City, MDT,</p>
<p>3.2 Work with human service agencies on increasing availability of ADA para-transit service.</p>	<p>a. Work with human service agencies on applying for rural transit assistance program grants through MDT.</p>	<p>Long-term</p>	<p>City, human service agencies, MDT</p>
<p>3.3 Extend sidewalk network to residential neighborhoods currently lacking sidewalks.</p>	<p>a. Identify and prioritize residential neighborhoods needing sidewalks.</p>	<p>Ongoing</p>	<p>City</p>
<p>3.4 Discourage Haynes Avenue traffic from diverting through residential neighborhoods.</p>	<p>a. Install traffic calming measures on residential streets off of Haynes Avenue.</p>	<p>Long-term</p>	<p>City, MDT</p>
<p>3.5 Work with MDT to address congestion on Haynes Avenue through transportation management and operational strategies – e.g. signal timing, access management, etc.</p>	<p>a. Identify operational and access management strategies for Haynes Avenue as part of Miles City’s forthcoming transportation plan.</p>	<p>Short-term</p>	<p>City, MDT</p>
<p>3.6 Realign the existing truck route so as to provide a direct route that does not travel through residential neighborhoods.</p>	<p>a. Work with MDT and members of the freight industry on identifying a suitable truck route that does not cross through residential neighborhoods.</p>	<p>Mid-term</p>	<p>City, MDT, freight industry representative, Miles City Fire Rescue</p>

Public Facilities and Local Services #4 - Maintain Public Safety

Objective	Action	Time Line	Partners
<p>4.1 Coordinate with Miles City emergency responders on new commercial and residential development to ensure adequate response times and that sufficient infrastructure is in place.</p>	<p>a. When reviewing development project applications, ensure adequate public safety resources are in place concurrent with development.</p>	<p>Ongoing</p>	<p>City, Miles City Fire Rescue, Miles City Police Department,</p>
<p>4.2 Maintain mutual aid agreements with Custer County Police and Fire</p>	<p>a. Continue working with Custer County to provide effective service.</p>	<p>Ongoing</p>	<p>City, Custer County, Miles City Fire Rescue, Miles City Police Department, Custer County Sheriff, Custer County Fire Department</p>
<p>4.3 Add emergency response resources commensurate with need as Miles City continues to grow.</p>	<p>a. Assess needs as part of the annual budgeting process.</p>	<p>Ongoing</p>	<p>City, Custer County, Miles City Fire Rescue, Miles City Police Department, Custer County Sheriff, Custer County Fire Department</p>

Parks and Trails

Parks and Trails Goal #1 - Develop a Long-Term Vision for Parks and Trails in Miles City

Objective	Action	Time Line	Partners
1.1 Complete trails master plan	a. Apply for Recreational Trails program grant through the Montana State Parks Department.	Mid-term	City
1.2 Improve access to Yellowstone River	a. Identify and develop locations where river access points can be developed, including parking. One option is near the intersection of Wells Street and the Dike Road. Another is at the City's water intake site.	Long-term	City, local property owners, Montana FWP

Parks and Trails Goal #2 - Create Safe Pedestrian and Bicycle Connections Between Parks, Residential Neighborhoods, Schools, Downtown, and other Miles City Attractions

Objective	Action	Time Line	Partners
2.1 Build trails identified in Miles City's Trails Master Plan Map	a. Acquire property or secure easements where trails cross private property.	Long-term	City, local property owners
2.2 Build and off-street trail loop around Miles City.	a. Identify a preferred route for a Miles City loop trail.	Mid-term	City, MDT
	b. Acquire property or secure easements where loop trail crosses private property.	Long-term	City, local property owners,

Parks and Trails Goal #3 - Build Capacity to Maintain Existing Parks and Trails

Objective	Action	Time Line	Partners
3.1 Hire seasonal and/or full-time staff for trails maintenance and development of new trails.	a. Explore funding mechanisms to pay for additional staff.	Mid-term	City

Parks and Trails Goal #4 - Provide More Open Spaces in Residential Neighborhoods

Objective	Action	Time Line	Partners
4.1 As opportunities arise, acquire land that may be unsuitable for development and develop public parks or return to open space.	a. Identify and pursue irregularly shaped and small lots in residential neighborhoods.	Ongoing	City, local property owners
4.2 Develop pockets parks or community gardens on vacant and underutilized parcels.	a. Identify suitable locations and coordinate resources for development of pocket parks and/or community gardens.	Mid-term	City, property owners, MSU Extension Master Gardner Program, local garden clubs, local nurseries.
4.3 Renovate Connors Stadium and the Denton Sports Complex	a. Identify funding sources and work with community groups to complete renovations	Mid-term	City, funding agencies, local citizens

Intergovernmental Coordination

Intergovernmental Coordination Goal #1 - Provide High Quality Service to the Public Through Improved Intergovernmental Communication and Coordination

Objective	Action	Time Line	Partners
1.1 Seek areas where consolidation of programs results in efficiencies to taxpayers and also provides effective representation and services.	a. Periodically monitor areas for increased coordination and effective services.	Mid-term	City
1.2 Establish a regular, quarterly meetings with officials from City, County, state and federal agencies to discuss issues of mutual interest and concern.	a. Establish and rotate meeting locations, work together on setting agenda.	Ongoing	City, Custer County, DNRC, DEQ, FWP, USDA, BLM
1.3 Explore the possibility of re-forming a City-County Planning Board and establishing a permitting arrangement to provide effective communication and representation.	a. Initiate discussions with Custer County to provide for consistent and effective planning and development review services.	Short-term	City, Custer County
1.4 Send notice of, and request comment on, land use actions to the County such as zoning and annexation petitions.	a. Consistently communicate on annexation and development proposals.	Ongoing	City, Custer County
1.5 Partner with City, County, state and federal agencies on an opportunistic basis in order to provide the community with better resources and services.	a. Keep an eye out for opportunities to collaborate.	Ongoing	City, Custer County, state and federal agencies

Wildland-Urban Interface

Wildland-Urban Interface Goal #1 - Ensure New Development is Protected from Risks Associated with Wildland Fire

Objective	Action	Time Line	Partners
1.1 Work with Miles City Fire Rescue and Custer County Fire Department to ensure existing and new development has adequate water for fire protection and egress routes.	a. Develop second access from Southgate into town.	Long-term	City

Natural Resources

Natural Resources Goal #1 - Protect Water Quality and Riparian Habitat in Nearby Rivers and Streams

Objective	Action	Time Line	Partners
1.1 Manage stormwater runoff to mitigate impacts to water quality	a. Install bio-swale medians between the street and the sidewalk.	Ongoing	City, developers
	b. Provide an incentive to developers for going beyond local and state stormwater management requirements.	Ongoing	City, developers
	c. Work with DEQ to ensure stormwater protections are implemented and maintained in development projects.	Ongoing	City, DEQ, developers

Natural Resources Goal #2 - Maintain and Protect Drinking Water Supplies

Objective	Action	Time Line	Partners
2.1 Work with Montana DEQ on monitoring point source and non-point source pollutants and clean up areas where spills or leaks have occurred.	a. Identify potential sources of pollution and work with regulatory and funding agencies to assist with clean up.	Ongoing	City, Montana DEQ
2.2 Educate the public on how to properly dispose of products which may negatively impact Miles City's water supply.	a. Provide mailers informing the public on how to properly dispose of household chemical products which can pollute water sources.	Mid-term	City

Natural Resources Goal #3 - Ensure Future Development does not Negatively Impact the Natural Environment

Objective	Action	Time Line	Partners
3.1 Work with developers on mitigating impacts to wetlands, wildlife habitat, and environmentally sensitive areas.	a. Identify and take advantage of opportunities for important resource protection when appropriate.	Ongoing	City, developers

RESOLUTION NO. 3858

A RESOLUTION PROVIDING FOR A CAPITAL IMPROVEMENT FUND FOR THE AIRPORT SERVICE OF THE CITY OF MILES CITY.

WHEREAS, §7-6-616 MCA authorizes a city to establish a capital improvement fund for the replacement, improvement and acquisition of certain property, facilities or equipment;

AND WHEREAS, the City of Miles City desires to establish a capital improvement fund for the City's Airport service;

NOW THEREFORE, IT IS RESOLVED BY THE CITY COUNCIL OF THE CITY OF MILES CITY, MONTANA AS FOLLOWS:

1. There is hereby created a capital improvement fund for the Miles City Airport Service designated as Fund No. 4056 - Airport Service Capital Improvement Fund, to be administered as provided by Montana law.
2. Funding. The Capital Improvement Fund shall be funded by monies derived from the following sources:
 - a. Terminal, hanger and garage rent, as well as payment for gravel, which is received from Century Co. of Lewistown, MT; and
 - b. Such other funds as the City Council may deem appropriate from time to time and as limited by Montana statute.
3. This resolution shall become effective immediately upon final passage.

SAID RESOLUTION FINALLY PASSED AND ADOPTED BY A DULY CONSTITUTED QUORUM OF THE CITY COUNCIL OF THE CITY OF MILES CITY, MONTANA, THIS 13th DAY OF OCTOBER, 2015.

C.A. Grenz, Mayor

ATTEST:

Lorrie Pearce, City Clerk



CITY OF MILES CITY, MONTANA

17 S. 8th P.O. Box 910
Miles City, MT 59301-3214

Telephone: (406) 234-3462
Fax: (406) 234-2903

October 13, 2015

National Main Street Center, Inc.
53 West Jackson Blvd., Suite 350
Chicago, IL 60604

Re: *Montana Main Street Application to bring the Project for Public Spaces to Montana to provide the Cultivating Place in Main Street Communities workshop*

To Whom It May Concern:

Please accept this letter as our strong support of the Montana Main Street application to bring National Main Street Center expertise through the ***Cultivating Place in Main Street Communities*** workshop. We welcome, and are interested in participating, in this opportunity to learn how placemaking will help us strengthen our effort to bring new energy and vibrancy to our historic downtown business district.

In 2013, the City of Miles City took the lead in addressing the long-term deterioration of our Main Street business district by applying for membership in the Montana Main Street (MMS) Program. Local businesses, property owners and civic leaders soon joined the effort to focus resources through the City's Revitalize Downtown Project. As an Affiliate Member of the Program, our community has benefited from the technical and financial assistance offered by MMS. That assistance enabled Miles City to succeed in establishing the Miles City Downtown Tax Increment Finance District and bringing together a dedicated group of downtown business owners interested in learning new ways to enhance Main Street. We recognize the value of the *Cultivating Place in Main Street Communities* workshop represents for our community and look forward to participating when it is offered in Montana.

This Council strongly urges you to favorably consider the Montana Main Street Program application to bring the National Main Street and Project for Public Spaces *Cultivating Place in Main Street Communities* to Montana in the spring of 2016. The value of this opportunity is immeasurable to small towns across Montana that work so hard with so few resources to keep our traditional, historic downtown districts alive and thriving.

Regards,

Chirs A Grenz, Mayor
City of Miles City
John Hollowell, President
City Council

Claims

10/09/15
10:34:23

CITY OF MILES CITY
Claim Details
For the Accounting Period: 9/15

Page: 1 of 23
Report ID: AP100

* Over spent expenditure

Claim Line #	Check	Vendor #/Name/ Invoice #/Inv Date/Description	Document \$/ Line \$	Disc \$	PO #	Fund Org Acct	Object Proj	Cash Account
126096	76259S	1970 MONTANA DAKOTA UTILITIES	6,971.11					
1	09/15/15	GAS/ELECTRIC	442.27		20719	1000 7 420460	341	101000
2		GAS/ELECTRIC	17.21			1000 7 420460	344	101000
3		GAS/ELECTRIC	0.00			1000 8 411230	341	101000
4		GAS/ELECTRIC	0.00			1000 8 411230	344	101000
5		GAS/ELECTRIC	432.83			1000 13 460433	341	101000
6		GAS/ELECTRIC	17.07			1000 13 460433	344	101000
7		GAS/ELECTRIC	0.00			1000 14 460445	341	101000
8		GAS/ELECTRIC	91.31			1000 21 440600	341	101000
9		GAS/ELECTRIC	0.00			1000 21 440600	344	101000
10			0.00			2220 16 460100	341	101000
11			0.00			2220 16 460100	344	101000
12		GAS/ELECTRIC	0.00			2400 46 430263	341	101000
13		GAS/ELECTRIC	0.00			2400 46 430263	533	101000
14		GAS/ELECTRIC	0.00			2420 48 430263	341	101000
15		GAS/ELECTRIC	0.00*			2420 48 430263	533	101000
16		GAS/ELECTRIC	0.00			2430 49 430263	341	101000
17		GAS/ELECTRIC	12.12			2440 50 430263	341	101000
18		GAS/ELECTRIC	0.00			2470 72 430263	341	101000
19		GAS/ELECTRIC	0.00			2470 72 430263	533	101000
20		GAS/ELECTRIC	0.00			2480 47 430263	341	101000
21		GAS/ELECTRIC	0.00			2510 107 430220	341	101000
22		GAS/ELECTRIC	0.00			2510 107 430220	344	101000
23		GAS/ELECTRIC	0.00			2520 108 430220	341	101000
24		GAS/ELECTRIC	0.00			2520 108 430220	344	101000
25		GAS/ELECTRIC	432.58			5210 22 430530	341	101000
26		GAS/ELECTRIC	0.00			5210 22 430530	344	101000
27		GAS/ELECTRIC	0.00			5210 23 430550	341	101000
28		GAS/ELECTRIC	0.00			5210 23 430550	344	101000
29		GAS/ELECTRIC	0.00			5310 31 430630	341	101000
30		GAS/ELECTRIC	0.00			5310 31 430630	344	101000
31		GAS/ELECTRIC	581.02			5310 32 430690	341	101000
32		GAS/ELECTRIC	25.76			5310 32 430690	344	101000
33		GAS/ELECTRIC	3,970.71			5310 33 430640	341	101000
34		GAS/ELECTRIC	171.99			5510 10 420730	341	101000
35		GAS/ELECTRIC	6.69			5510 10 420730	344	101000
36	09/15/15	GAS/ELECTRIC	699.75		316	5610 87 430300	341	101000
37	09/15/15	GAS/ELECTRIC	69.80		316	5610 87 430300	344	101000
38		GAS/ELECTRIC	0.00			6040 910 430220	341	101000
39		GAS/ELECTRIC	0.00			6040 910 430220	344	101000

10/09/15
10:34:23

CITY OF MILES CITY
Claim Details
For the Accounting Period: 9/15

Page: 2 of 23
Report ID: AP100

* ... Over spent expenditure

Claim	Vendor #/Name/	Document \$/	Disc \$						Cash
Line #	Check Invoice #/Inv Date/Description	Line \$		PO #	Fund Org Acct	Object	Proj	Account	
126098	762475 1721 MID RIVERS TELEPHONE CORP	3,497.06							
1	09/30/15 TELEPHONE/INTERNET/CABLE/Judge	107.41			1000 6 410300	345		101000	
2	09/30/15 TELEPHONE/INTERNET/CABLE/Judge	118.10			1000 6 410300	347		101000	
3	09/30/15 TELEPHONE/INTERNET/CABLE/Libry	143.96			2220 16 460100	345		101000	
4	09/30/15 TELEPHONE/INTERNET/CABLE/Libry	210.15			2220 16 460100	347		101000	
5	09/30/15 TELEPHONE/INTERNET/CABLE/SmPol	44.02*			1000 14 460445	345		101000	
6	09/30/15 TELEPHONE/INTERNET/CABLE/ 911	291.50			2850 105 420140	345		101000	
8	09/30/15 TELEPHONE/INTERNET/CABLE/chilt	80.60			1000 5 420140	220		101000	
9	09/30/15 TELEPHONE/INTERNET/CABLE/rsvp	91.96*			2985 15 450330	345		101000	
10	09/30/15 TELEPHONE/INTERNET/CABLE/rsvp	30.45*			2985 15 450340	351		101006	
11	09/30/15 TELEPHONE/INTERNET/CABLE/Airpt	107.29			5610 87 430300	345		101000	
12	09/30/15 TELEPHONE/INTERNET/CABLE/Airpt	52.64			5610 87 430300	319		101000	
13	09/30/15 TELEPHONE/INTERNET/CABLE/Airpt	45.60			5610 87 430300	347		101000	
15	09/30/15 TELEPHONE/INTERNET/CABLE/mayor	-108.54			1000 1 410200	345		101000	
16	09/30/15 TELEPHONE/INTERNET/CABLE/fin	62.63			1000 3 410500	345		101000	
17	09/30/15 TELEPHONE/INTERNET/CABLE/fin	19.52			1000 3 410500	347		101000	
18	09/30/15 TELEPHONE/INTERNET/CABLE/atny	14.74			1000 4 411100	345		101000	
19	09/30/15 TELEPHONE/INTERNET/CABLE/pd	323.21			1000 5 420140	345		101000	
20	09/30/15 TELEPHONE/INTERNET/CABLE/pd	65.60			1000 5 420140	347		101000	
21	09/30/15 TELEPHONE/INTERNET/CABLE/disp	321.31			1000 5 420160	345		101000	
22	09/30/15 TELEPHONE/INTERNET/CABLE/fire	171.94			1000 7 420460	345		101000	
23	09/30/15 TELEPHONE/INTERNET/CABLE/fire	135.60			1000 7 420460	347		101000	
24	09/30/15 TELEPHONE/INTERNET/CABLE/tres	14.74*			1000 9 410540	345		101000	
25	09/30/15 TELEPHONE/INTERNET/CABLE/park	50.80			1000 13 460433	345		101000	
26	09/30/15 TELEPHONE/INTERNET/CABLE/park	37.60			1000 13 460433	347		101000	
27	09/30/15 TELEPHONE/INTERNET/CABLE/ACtr	40.03			1000 21 440600	345		101000	
28	09/30/15 TELEPHONE/INTERNET/CABLE/plng	87.67			1000 36 411020	345		101000	
29	09/30/15 TELEPHONE/INTERNET/CABLE/bldg	26.36			2394 18 420531	345		101000	
30	09/30/15 TELEPHONE/INTERNET/CABLE/md204	77.58			2510 107 430220	345		101000	
31	09/30/15 TELEPHONE/INTERNET/CABLE/md205	42.90			2520 108 430220	345		101000	
32	09/30/15 TELEPHONE/INTERNET/CABLE/wplnt	86.35			5210 22 430530	345		101000	
33	09/30/15 TELEPHONE/INTERNET/CABLE/wplnt	80.25			5210 22 430530	347		101000	
34	09/30/15 TELEPHONE/INTERNET/CABLE/wtlns	47.06			5210 23 430550	345		101000	
35	09/30/15 TELEPHONE/INTERNET/CABLE/wtlns	11.40			5210 23 430550	347		101000	
36	09/30/15 TELEPHONE/INTERNET/CABLE/wtadm	57.24			5210 25 430510	345		101000	
37	09/30/15 TELEPHONE/INTERNET/CABLE/wtadm	19.52			5210 25 430510	347		101000	
38	09/30/15 TELEPHONE/INTERNET/CABLE/wwadm	57.22			5310 29 430610	345		101000	
39	09/30/15 TELEPHONE/INTERNET/CABLE/wwadm	19.51			5310 29 430610	347		101000	
40	09/30/15 TELEPHONE/INTERNET/CABLE/swlns	47.05			5310 31 430630	345		101000	
41	09/30/15 TELEPHONE/INTERNET/CABLE/swlns	11.40			5310 31 430630	347		101000	
42	09/30/15 TELEPHONE/INTERNET/CABLE/wwpln	45.09			5310 33 430640	345		101000	
43	09/30/15 TELEPHONE/INTERNET/CABLE/wwpln	45.60			5310 33 430640	347		101000	
44	09/30/15 TELEPHONE/INTERNET/CABLE/amb	119.53			5510 10 420730	345		101000	
45	09/30/15 TELEPHONE/INTERNET/CABLE/amb	28.24			5510 10 420730	347		101000	
46	09/30/15 TELEPHONE/INTERNET/CABLE/shop	48.18			6040 910 430220	345		101000	
47	09/30/15 TELEPHONE/INTERNET/CABLE/shop	66.05			6040 910 430220	347		101000	

10/09/15
10:34:23

CITY OF MILES CITY
Claim Details
For the Accounting Period: 9/15

Page: 3 of 23
Report ID: AP100

* ... Over spent expenditure

Claim Line #	Check	Vendor #/Name/ Invoice #/Inv Date/Description	Document \$/ Line \$	Disc \$	PO #	Fund Org Acct	Object Proj	Cash Account
126099	762775	4076 EXPRESS LAUNDRY, LLC COMMERCIAL	61.00					
1	09/30/15	CITY HALL: RUGS	42.50		20811	1000 8 411230	220	101000
2	09/30/15	SHOP: RUGS/MOPS	0.00			6040 910 430220	220	101000
3	09/30/15	LIBRARY: RUGS (ANNUAL)	0.00			2220 16 460100	360	101000
4	1000 09/30/15	FIRE DEPT: MATS	5.00		20726	1000 7 420460	220	101000
5	09/30/15	AMBULANCE: MATS	0.00			5510 10 420730	220	101000
6	09/30/15	WWTP: MOPS/TOWELS	0.00			5310 33 430640	360	101000
7	09/30/15	WTP: MOPS/TOWELS	0.00			5210 22 430530	360	101000
8	3734 09/30/15	PD: MATS	13.50		204691	1000 5 420140	360	101000
126100	76261S	316 DATA IMAGING SYSTEMS, INC	1,485.00					
1	09/30/15	MANAGED SERVICES;DATA BKP	278.45			1000 3 410500	360	101000
2	09/30/15	MANAGED SERVICES;DATA BKP	156.62			5210 25 430510	360	101000
3	09/30/15	MANAGED SERVICES;DATA BKP	156.62*			5310 29 430610	360	101000
4	09/30/15	MANAGED SERVICES;DATA BKP	92.81			1000 1 410200	360	101000
5	09/30/15	MANAGED SERVICES;DATA BKP	92.81			1000 36 411020	360	101000
6	09/30/15	MANAGED SERVICES;DATA BKP	129.01			5210 23 430550	360	101000
7	09/30/15	MANAGED SERVICES;DATA BKP	129.01*			5310 31 430630	360	101000
8	09/30/15	MANAGED SERVICES;DATA BKP	107.66			2510 107 430220	360	101000
9	09/30/15	MANAGED SERVICES;DATA BKP	53.83			2520 108 430220	360	101000
10	09/30/15	MANAGED SERVICES;DATA BKP	94.20			1000 9 410540	360	101000
11	09/30/15	MANAGED SERVICES;DATA BKP	92.81*			2935 11 460461	360	101000
12	09/30/15	MANAGED SERVICES;DATA BKP	101.17*			2394 18 420531	360	101000
126101	76255S	373 MASTERCARD	22,681.65					
1	09/20/15	SUPPLIES	0.00			1000 1 410200	370	101000
2	09/20/15	SUPPLIES	9.00			1000 3 410500	220	101000
3	09/20/15		0.00			1000 3 410500	311	101000
4	09/20/15		0.00			1000 3 410500	370	101000
5	09/20/15		419.36			1000 5 420140	210	101000
6	09/20/15		373.57			1000 5 420140	220	101000
7	09/20/15		1,344.20			1000 5 420140	230	101000
8	09/20/15		93.17			1000 5 420140	311	101000
9	09/20/15		610.44			1000 5 420140	366	101000
10	09/20/15		173.71			1000 5 420160	210	101000
11	09/20/15		561.18			1000 5 420160	214	101000
12	09/20/15		0.00			1000 5 420160	366	101000
13	09/20/15		45.32			1000 7 420460	210	101000
14	09/20/15		96.92			1000 7 420460	220	101000
15	09/20/15		0.00			1000 7 420460	226	101000
16	09/20/15		101.01			1000 7 420460	230	101000
17	09/20/15		93.12			1000 7 420460	345	101000
18	09/20/15		164.84			1000 7 420460	350	101000
19	09/20/15		10.28			1000 7 420460	364	101000
20	09/20/15		68.97			1000 7 420460	400	101000
21	09/20/15		0.00			1000 8 411230	220	101000

10/09/15
10:34:23

CITY OF MILES CITY
Claim Details
For the Accounting Period: 9/15

Page: 4 of 23
Report ID: AP100

* ... Over spent expenditure

Claim Line #	Check	Vendor #/Name/ Invoice #/Inv Date/Description	Document \$/ Line \$	Disc \$	PO #	Fund Org Acct	Object Proj	Cash Account
22	09/20/15		574.15			1000 13 460433	214	101000
23	09/20/15		228.00			1000 13 460433	220	101000
24	09/20/15		600.27			1000 13 460433	230	101000
25	09/20/15		540.00			1000 13 460433	350	101000
26	09/20/15		0.00			1000 13 460433	360	101000
27	09/20/15		427.96			1000 13 460433	363	101000
28	09/20/15		96.38			1000 14 460445	220	101000
29	09/20/15		400.75			1000 14 460445	226	101000
30	09/20/15		128.93			1000 14 460445	230	101000
31	09/20/15		3.91			1000 21 440600	230	101000
32	09/20/15		210.75*			1000 36 411020	220	101000
33	09/20/15		210.75			1000 201 431200	220	101000
34	09/20/15		75.69			2220 16 460100	311	101000
35	09/20/15		129.05			2220 16 460100	382	101000
36	09/20/15		210.75*			2394 18 420531	220	101000
37	09/20/15		10.01			2510 107 430220	210	101000
38	09/20/15		1,227.13			2510 107 430220	220	101000
39	09/20/15		348.76			2510 107 430220	230	101000
40	09/20/15		0.00			2510 107 430220	231	101000
41	09/20/15		2,212.44			2510 107 430220	363	101000
42	09/20/15		40.04			2520 108 430220	210	101000
43	09/20/15		0.00			2520 108 430220	214	101000
44	09/20/15		306.79			2520 108 430220	220	101000
45	09/20/15		87.19			2520 108 430220	230	101000
46	09/20/15		0.00			2520 108 430220	231	101000
47	09/20/15		553.11			2520 108 430220	363	101000
48	09/20/15		210.75			2935 11 460461	220	101000
49	09/20/15		5.95*			2935 11 460461	311	101000
50	09/20/15		198.35			2985 15 450330	220	101000
51	09/20/15		45.53			5210 22 430530	220	101000
52	09/20/15		419.88			5210 22 430530	230	101000
53	09/20/15		2.74			5210 22 430530	311	101000
54	09/20/15		70.49			5210 22 430530	363	101000
55	09/20/15		65.19			5210 23 430550	210	101000
56	09/20/15		834.88			5210 23 430550	220	101000
57	09/20/15		0.00			5210 23 430550	226	101000
58	09/20/15		366.90			5210 23 430550	230	101000
59	09/20/15		606.20			5210 23 430550	235	101000
60	09/20/15		0.00			5210 23 430550	241	101000
61	09/20/15		737.73			5210 23 430550	363	101000
62	09/20/15		0.00			5210 23 430550	370	101000
63	09/20/15		9.00			5210 25 430510	220	101000
64	09/20/15		0.00			5210 25 430510	370	101000
65	09/20/15		0.00			5210 80 430540	210	101000
66	09/20/15		877.56			5210 80 430540	220	101000
67	09/20/15		86.01			5210 80 430540	222	101000
68	09/20/15		695.89			5210 80 430540	230	101000

10/09/15
10:34:23

CITY OF MILES CITY
Claim Details
For the Accounting Period: 9/15

Page: 5 of 23
Report ID: AP100

* Over spent expenditure

Claim Line #	Check	Invoice #/Inv Date/Description	Vendor #/Name/	Document \$/ Line \$	Disc \$	PO #	Fund Org Acct	Object Proj	Cash Account
69	09/20/15			2.06			5210 80 430540	231	101000
70	09/20/15			9.00			5310 29 430610	220	101000
71	09/20/15			0.00			5310 29 430610	370	101000
72	09/20/15			65.18			5310 31 430630	210	101000
73	09/20/15			0.00			5310 31 430630	214	101000
74	09/20/15			832.77			5310 31 430630	220	101000
75	09/20/15			0.00			5310 31 430630	226	101000
76	09/20/15			172.68			5310 31 430630	230	101000
77	09/20/15			412.08			5310 31 430630	233	101000
78	09/20/15			0.00			5310 31 430630	241	101000
79	09/20/15			737.73			5310 31 430630	363	101000
80	09/20/15			0.00			5310 31 430630	370	101000
81	09/20/15			180.71			5310 32 430690	220	101000
82	09/20/15			0.00			5310 32 430690	230	101000
83	09/20/15			0.00			5310 32 430690	370	101000
84	09/20/15			73.83			5310 33 430640	220	101000
85	09/20/15			185.71			5310 33 430640	222	101000
86	09/20/15			40.31			5310 33 430640	230	101000
87	09/20/15			375.00			5310 33 430640	231	101000
88	09/20/15			3.74			5310 33 430640	311	101000
89	09/20/15			106.49			5310 33 430640	363	101000
90	09/20/15			34.26			5310 33 430640	400	101000
91	09/20/15			17.63			5510 10 420730	210	101000
92	09/20/15			35.23			5510 10 420730	220	101000
93	09/20/15			173.64			5510 10 420730	222	101000
94	09/20/15			36.22			5510 10 420730	345	101000
95	09/20/15			64.10			5510 10 420730	350	101000
96	09/20/15			271.49			5510 10 420730	382	101000
97	09/20/15			348.98			5610 87 430300	220	101000
98	09/20/15			165.10			5610 87 430300	230	101000
99	09/20/15			82.17*			5610 87 430300	330	101000
100	09/20/15			234.59			5610 87 430300	345	101000
126133	76243S	1921 Montana Municipal Interlocal		4,505.36					
1	365377	09/01/15 Retiree Health Insurance		4,505.36			1000 362022		101000
126134	76244S	999999 DEPT OF MILITARY AFFAIRS %		11.50					
1	6254110	07/13/15 VA REFUND		11.50		20632	1000 362020		101000
126135	76245S	762 DEPT OF NAT RESOURCES & CONS		13.50					
1	6296244	08/13/15 SOLID WASTE LANDFILL REFUND		13.50		20631	1000 362020		101000

10/09/15
10:34:23

CITY OF MILES CITY
Claim Details
For the Accounting Period: 9/15

Page: 6 of 23
Report ID: AP100

* Over spent expenditure

Claim Line #	Check	Vendor #/Name/ Invoice #/Inv Date/Description	Document \$/ Line \$	Disc \$	PO #	Fund Org Acct	Object Proj	Cash Account
126136	76246S	660 CUSTER COUNTY CLERK & RECORDER	14.00					
1	09/10/15	BARTKOWSKI READING	14.00		20633	1000 3 410500	220	101000
126137	76248S	52 ABC GLASS & SIGNS, INC.	15.00					
1	10041968 08/18/15	REPLACE WINDOW LOCK KEYS	15.00		311	5610 87 430300	230	101000
126138	76302S	273 BALCO UNIFORM CO.	1,701.01					
1	41118 09/03/15	BODY ARMOR	1,701.01		20468	1000 5 420140	220	101000
126139	76250S	999999 BILL RONNING	60.50					
1	1422235740 08/21/15	CELL PHONE REIMBURS	48.40		20804	2510 107 430220	345	101000
2	1422235740 08/21/15		12.10		20804	2520 108 430220	345	101000
126140	76256S	999999 DAWN COLTON	221.44					
1	09/08/15	MT ASSOC OF PLANNERS CONF	221.44		15967	1000 36 411020	370	101000
126141	76303S	1986 JACKS BODY SHOP	648.00					
1	5801 08/15/15	OLDS SILVER VIN 103441	132.00		20466	1000 5 420140	220	101000
2	5802 08/15/15	KIA SPECTRA RED VIN 117713	132.00		20466	1000 5 420140	220	101000
3	08/04/15	FRAME WORK ON PD CAR	384.00		20466	1000 5 420140	366	101000
126142	76278S	1424 KRUTZFELDT & JONES LLP	70.00					
1	08/31/15	REVIEW GRANT FOR COURTESY CAR	70.00		312	5610 87 430300	350	101000
126143	76296S	1527 LN CURTIS & SONS	424.23					
1	3162960-00 08/31/15	FIREFUGHTER BOOTS	424.23		20725	1000 7 420460	211	101000
126144	76328S	1571 MACS FRONTIERLAND	477.24					
1	153895 08/31/15	AMB 20 REPAIR	477.24		20722	5510 10 420730	364	101000
126145	76334S	4084 MILES CITY AREA ECONOMIC	5,000.00					
1	4-15-2015- 04/15/15	MCED SUPPORT	5,000.00		20634	1000 2 470300	350	101000
126146	76251S	268 MILES CITY SANITATION INC.	105.00					
1	59110539 09/01/15	AIRPORT SANITATION	45.00		310	5610 87 430300	220	101000
2	59110650 09/01/15	WTP SANITATION	60.00		19894	5310 33 430640	346	101000
126147	76252S	1859 MLEA	345.00					
1	8697 09/01/15	INSTRUCTOR DEVELOPMENT COURSE	345.00		20467	1000 5 420140	380	101000
126148	76262S	977 MSUES FIRE TRAINING SCHOOL	250.00					
1	207-23 09/03/15	TRUCK OPERATIONS CLASS	250.00		20723	1000 7 420460	380	101000

10/09/15
10:34:23

CITY OF MILES CITY
Claim Details
For the Accounting Period: 9/15

Page: 7 of 23
Report ID: AP100

* ... Over spent expenditure

Claim Line #	Check	Invoice #/Inv Date/Description	Vendor #/Name/ Line \$	Document \$/ Line \$	Disc \$	PO #	Fund Org Acct	Object Proj	Cash Account
126149	76304S	4057 ORION INTERNATIONAL CORP		77.00					
1	1296	09/03/15 MT CRIMINAL BACKGROUND CHECK		36.00		315	5610 87 430300	350	101000
2	1296	09/03/15 BACKGROUND CHECK		41.00		20727	1000 7 420460	220	101000
126150	76279S	2580 REYNOLDS WAREHOUSE GROCERY		100.43					
1	1296	08/31/15 CANDY CHIPS WATER		100.43		314	5610 87 430300	220	101000
126151	76263S	4047 SAFEGUARD BUSINESS SYSTEMS		213.27					
1	C5JRV3	08/25/15 CLAIM CHECKS		71.09		20630	1000 3 410500	220	101000
2		08/25/15		71.09			5210 25 430510	220	101000
3				71.09			5310 29 430610	220	101000
126152	76280S	2847 STEADMANS ACE HARDWARE		550.66					
1	321296	08/31/15 AIRPORT SUPPLIES		550.66		309	5610 87 430300	230	101000
126153	76281S	4013 SOLESTONE REIMB SERVICES		2,375.45					
1	7184	09/02/15 AMBULANCE BILLING		2,375.45		20721	5510 10 420730	350	101000
126154	76253S	2903 TIRE-RAMA		15.95					
1	1060167176	08/28/15 TR 13 PASS TUBE		15.95		313	5610 87 430300	230	101000
126155	76254S	4001 CRITELLI COURIERS, INC		254.00					
1	4808A	08/06/15 BOOK CART DELIVERY		254.00		20520	2880 39 460100	311	101020
126156	76257S	999999 BRANDON STEVENS		396.48					
1		09/09/15 ADVANCE TRAVEL FOR NFA		396.48		20728	5510 10 420730	370	101000
126157	76258S	999999 CASEY MILLER		98.00					
1		06/30/15 TRAVEL EXOENSE WHITE H2O RESC.		98.00		20730	5510 10 420730	370	101000
126158	76282S	872 EASTERN MONTANA IND		325.00					
1	282705	08/31/15 AUGUST JANITORIAL SERVICES		325.00		20521	2220 16 460100	360	101000
126159	76274S	2831 MILES CITY STAR ADVERTISING		3,096.17					
1	157385	08/27/15 BACK TO SCHOOL AD		20.88		20720	1000 7 420460	320	101000
2	157385	08/27/15		8.12		20720	5510 10 420730	320	101000
3		LEGAL ADS		193.73		20635	1000 3 410500	220	101000
4				193.73			5210 25 430510	220	101000
5				193.74			5310 29 430610	220	101000
6	156602			24.00		20806	2394 18 420531	320	101000
7	156678			72.00			1000 36 411020	320	101000
8	156380			264.00			1000 201 431200	331	101000
9	30432	MCPD ENVELOPES / NTA'S		2,125.97		20459	1000 5 420140	210	101000

10/09/15
10:34:23

CITY OF MILES CITY
Claim Details
For the Accounting Period: 9/15

Page: 8 of 23
Report ID: AP100

* ... Over spent expenditure

Claim Line #	Check	Invoice #/Inv Date/Description	Vendor #/Name/ Line \$	Document \$/ Line \$	Disc \$	PO #	Fund Org Acct	Object Proj	Cash Account
126160	76283S	999999 NORLAB INC		275.00					
1	75285	09/02/15 TOILET DYE		137.50		20636	5210 25 430510	220	101000
2	75285	09/02/15		137.50		20636	5310 29 430610	220	101000
126161	76335S	4031 ED CURNAN		75.00					
1	09/01/15	QUARTERLY POLICE COMMISSION		75.00			1000 5 420140	350	101000
126162	76336S	4033 MARK HILDERBRAND		75.00					
1	09/01/15	QUARTERLY POLICE COMMISSION		75.00			1000 5 420140	350	101000
126163	76337S	4034 STEVE RICE		75.00					
1	09/01/15	QUARTERLY POLICE COMMISSION		75.00			1000 5 420140	350	101000
126164	76316S	1737 MC AREA SOLID WASTE DISTRICT		593.95					
1	4952A	09/07/15 QUARTERLY		71.12			6040 910 430220	346	101000
2				71.12			5210 22 430530	346	101000
3				47.41			1000 7 420460	346	101000
4				47.41			5510 10 420730	346	101000
5				47.41			1000 8 411230	346	101000
6				237.06			1000 13 460433	346	101000
7				47.42			5310 33 430640	346	101000
8	4911A	09/09/15 ANIMAL DISPOSAL		25.00		20472	1000 21 440600	220	101000
126165	76260S	999999 GARY WARREN		365.72					
1	09/15/15	EMERGENCY PLANNING CLASS		263.32		20732	1000 7 420460	370	101000
2	09/15/15			102.40		20732	5510 10 420730	370	101000
126166	76264S	999999 BETTY VAIL		1,502.53					
1	09/15/15	SENIOR CORPS CONFERENCE		1,126.90		19937	2985 15 450300	370	101000
2	09/15/15			375.63			2985 15 450340	370	101007
126167	76284S	285 BADLANDS, INC.		45.50					
1	08/31/15	VOLUNTEER CAB FARE		45.50		19938	2985 15 450330	379	101004
126168	76338S	317 BILLINGS CLINIC		249.00					
1	400757062	09/14/15 PREEMPLOYMENT PHYSICAL		249.00		20474	1000 5 420140	350	101000
126169	76285S	999999 BUISNESS RADIO LICENSING		95.00					
1	09/16/15	FCC RADIO LICENSING RENEWAL FE		95.00		20473	1000 5 420140	230	101000
126170	76265S	999999 CONSTANCE MUGGLI		166.75					
1	09/15/15	FINANCE MEETING MSU-B		166.75*		15-024	2935 11 460461	370	101000

10/09/15
10:34:23

CITY OF MILES CITY
Claim Details
For the Accounting Period: 9/15

Page: 9 of 23
Report ID: AP100

* Over spent expenditure

Claim Line #	Check	Invoice #/Inv Date/Description	Vendor #/Name/	Document \$/ Line \$	Disc \$	PO #	Fund Org Acct	Object Proj	Cash Account
126171	76266S	999999	DOROTHY WILLIEMS	48.67					
1	30722	09/08/15	STAR PRINTING / ENVELOPES	48.67		318	5610 87 430300	210	101000
126172	76339S	869	EAST MONT COMMUNICATIONS	1,200.00					
1	27357	09/14/15	VOICE PAGING FOR MCFR	600.00		20232	2850 105 420140	350	101000
2	27357	09/14/15	VOICE OAING FOR GARFIELD CF	600.00		20232	2850 105 420140	350	101000
126173	76286S	999999	ELEANOR P LAVIN	200.00					
1	10086	09/02/15	PSYCH EXAM FOR OD CANDIDATE	200.00		20471	1000 5 420140	350	101000
126174	76287S	999999	IDEAL MFG, INC	114.27					
1	001489	09/11/15	SEAL PACKING KIT	114.27		317	5610 87 430300	230	101000
126175	76288S	1407	KADRMAS LEE & JACKSON INC	1,117.92					
1	10055678	08/30/15	GIS DATA MAINTENANCE	1,117.92		20231	2850 105 420140	350	101000
126176	76317S	999999	LITTLE FALLS MACHINE, INC	655.06					
1	56698	09/10/15	SNOWPLOW PARTS	655.06		319	5610 87 430300	230	101000
126177	76318S	2151	MORRISON & MAIERLE INC	2,380.00					
1	21297	09/08/15	MCPD COMPUTER NETWORK MAINT	285.00		20230	1000 5 420140	350	101000
2	21333	09/10/15	CUSTER GARFIELD 911 SERVICES	865.00		20470	2850 105 420140	350	101000
3	21436	09/21/15	CUSTER GRFIELD MAINTENANCE	950.00		20234	2850 105 420140	350	101000
4		09/30/15	FIREWALL FOR DISPATCH	280.00		20478	2850 105 420140	350	101000
126178	76267S	237	CPI COLLECTION PROFESSIONALS INC	106.53					
1	SEPT 2015	08/31/15	WATER/SEWER COLLECTION SEPT	53.26*			5210 25 430510	350	101000
2	SEPT 2015	08/31/15	WATER/SEWER COLLECTION SEPT	53.27			5310 29 430610	350	101000
126179	76289S	313	FASTENAL	309.19					
1	50916-5132	09/02/15	TOOLS/SUPPLIES	309.19		320	5610 87 430300	220	101000
126180	76268S	1330	HOLY ROSARY HEALTH CENTER	1,883.25					
1	500116172	09/22/15	BLOOD DRAW DUI L.K. 11/24/1	209.25		20475	1000 5 420140	350	101000
2	500124794		BLOOD DRAW DUI J.W. 3/1/15	209.25			1000 5 420140	350	101000
3	500126063		BLOOD DRAW DUI S.M. 3/12/15	209.25			1000 5 420140	350	101000
4	500128829		BLOOD DRAW DUI E.P 4/14/15	209.25			1000 5 420140	350	101000
5	500129869		BLOOD DRAW DUI K.S. 4/25/15	209.25			1000 5 420140	350	101000
6	500131273		BLOOD DRAW DUI N.L. 5/10/15	209.25			1000 5 420140	350	101000
7	500131843		BLOOD DRAW DUI C.P. 5/16/15	209.25			1000 5 420140	350	101000
8	500132535		BLOOD DRAW DUI B.S. 5/24/15	209.25			1000 5 420140	350	101000
9	500135380		BLOOD DRAW DUI C.G. 06/24/15	209.25			1000 5 420140	350	101000

10/09/15
10:34:23

CITY OF MILES CITY
Claim Details
For the Accounting Period: 9/15

Page: 10 of 23
Report ID: AP100

* ... Over spent expenditure

Claim Line #	Check	Invoice #/Inv Date/Description	Vendor #/Name/ Line \$	Document \$/ Line \$	Disc \$	PO #	Fund Org Acct	Object Proj	Cash Account
126181	76340S	288 MILES CITY AREA CHAMBER OF		82.06					
1	7123449	09/17/15 NEWSLETTER BULK MAILING		82.06*		19939	2985 15 450330	311	101004
126182	76341S	3080 MITCHELL AGENCY		65.00					
1	61167931N	09/16/15 TONI STROUF NOTARY FILING		65.00		20477	1000 5 420160	220	101000
126183	76269S	4008 PITNEY BOWES		267.12					
1	2167726-SP	09/13/15 POSTAGE STAMP RENTAL		89.04		20637	1000 3 410500	220	101000
2				89.04			5210 25 430510	220	101000
3				89.04			5310 29 430610	220	101000
126184	76270S	999999 SCOTT GRAY		41.00					
1	09/16/15	PUBLIC WORKS MTG TRAVEL		32.80		20807	2510 107 430220	370	101000
2				8.20			2520 108 430220	370	101000
126185	76319S	368 TUMBLEWOOD ENVIRONMENTAL INC.		2,750.00					
1	247	09/01/15 HEALTH AND SANITATION CONTRACT		2,750.00			2270 37 440140	350	101000
126186	76290S	572 VERIZON WIRELESS		263.48					
1	9751863390	09/07/15 MDT ICAC CELL PHONE		263.48		20476	1000 5 420140	220	101000
126187	76271S	999999 JEAN MANSHEIM		36.00					
1	09/17/15	TAC CONFERENCE IN BILLINGS		36.00			1000 5 420160	370	101000
126188	76272S	999999 INTERNATIONAL CODE COUNCIL /		135.00					
1	3063755	09/30/15 MEMBERSHIP RENEWAL DENNIS HIR		135.00		20812	2394 18 420531	334	101000
126189	76291S	999999 ACCENT		665.85					
1	09/22/15	AMBO REFUND CALL 15-0622		665.85			5510 122000		101000
126190	76292S	700 CUSTER COUNTY WATER & SEWER		179.32					
1	09/23/15	REFUND FOR SHANE MILLER		179.32		20639	5210 214010		101000
126191	76342S	1535 LUCAS & TONN PC		215.00					
1	09/23/15	WESTLAW PROFESSIONAL SERVICES		100.00			1000 4 411100	350	101000
2	09/23/15	TRAVEL EXPENSE VOUCHER		115.00			1000 4 411100	370	101000
126192	76293S	999999 MEDFIGHT BC AIR AMBULANCE		660.00					
1	09/17/15	DUPLICATE PAYMENT		550.00		20638	5510 122000		101000
2	09/10/15	AMBO REFUND CALL 15-0763		110.00			5510 122000		101000

10/09/15
10:34:23

CITY OF MILES CITY
Claim Details
For the Accounting Period: 9/15

Page: 11 of 23
Report ID: AP100

* ... Over spent expenditure

Claim Line #	Check	Invoice #/Inv Date/Description	Vendor #/Name/	Document \$/ Line \$	Disc \$	PO #	Fund Org Acct	Object Proj	Cash Account
126193	76294S	395 VA MONTANA HEALTHCARE SYSTEM		1,050.00					
1	09/23/15	VA LEASE OCT,NOV,DEC 2015		1,050.00*		19940	2985 15 450340	530	101006
126194	76273S	660 CUSTER COUNTY CLERK & RECORDER		21.00					
1	09/24/15	SAX EASEMENT		21.00		20642	1000 3 410500	220	101000
126195	76275S	999999 BRANDEN STEVENS		98.00					
1	06/22/15	TRAVEL REIMBURSEMENT		98.00		20733	5510 10 420730	370	101000
126196	76295S	4010 FELT, MARTIN, FRAZIER & WELDON,		1,006.25					
1	08/31/15	STATEMENT / EMPLOYMENT ISSUES		1,006.25		20640	1000 3 411101	350	101000
126197	76276S	2830 STAR PRINTING & SUPPLY		1,338.42					
1	08/25/15	OFFICE SUPPLIES		213.03		20628	1000 3 410500	220	101000
2				213.03			5210 25 430510	220	101000
3				213.04			5310 29 430610	220	101000
4	230444			9.36		308	5610 87 430300	210	101000
5	230431			54.49		20019	1000 6 410300	210	101000
6	230983			29.11		20717	1000 7 420460	220	101000
7				11.33			5510 10 420730	220	101000
8	230667			226.24		20516	2220 16 460100	320	101000
9	230816			368.79		19936	2985 15 450330	210	101000
126198	76305S	1970 MONTANA DAKOTA UTILITIES		27,329.22					
1	09/25/15	LIBRARY		803.35		20522	2220 16 460100	341	101000
2				31.92			2220 16 460100	344	101000
3				626.88			1000 8 411230	341	101000
4				32.54			1000 8 411230	344	101000
5				464.40			1000 13 460433	341	101000
6				37.06			1000 13 460433	344	101000
7				193.55			1000 14 460445	341	101000
8				9,833.53			2400 46 430263	341	101000
9				4,754.55			2400 46 430263	533	101000
10				1,821.74			2420 48 430263	341	101000
11				677.25*			2420 48 430263	533	101000
12				128.75			2430 49 430263	341	101000
13				1,159.68			2440 50 430263	341	101000
14				580.08			2470 72 430263	341	101000
15				99.58			2480 47 430263	341	101000
16				69.18			2510 107 430220	341	101000
17				5,305.90			5210 22 430530	341	101000
18				39.08			5210 22 430530	344	101000
19				45.46			5210 23 430550	341	101000
20				22.17			5210 23 430550	344	101000
21				149.54			5310 32 430690	341	101000
22				419.35			6040 910 430220	341	101000

10/09/15
10:34:23

CITY OF MILES CITY
Claim Details
For the Accounting Period: 9/15

Page: 12 of 23
Report ID: AP100

* ... Over spent expenditure

Claim Line #	Check	Invoice #/Inv Date/Description	Vendor #/Name/	Document \$/ Line \$	Disc \$	PO #	Fund Org Acct	Object Proj	Cash Account
23				33.68			6040 910 430220	344	101000
126199	76297S	2450 POSTMASTER (UTILITIES)		1,079.83					
1		Water/Sewer Bulk Postage		539.91			5210 25 430510	311	101000
2		Water/Sewer Bulk Postage		539.92			5310 29 430610	311	101000
126201	76306S	4059 ADVANTAGE CONSULTING LLC		8,645.00					
1	991	08/25/15 WILDLIFE HAZARD ASSESSMENT		8,645.00*		322	5610 87 430300	356	101000
126202	76343S	4000 AG PARTNERS. LLC		588.25					
1	1A6536	09/18/15 LAWN CHEMICALS		588.25		20819	1000 13 460433	222	101000
126203	76307S	999999 BUCKY JOHNSON		22.06					
1		09/28/15 CELL PHONE REIM		11.03		20357	5210 23 430550	345	101000
2				11.03			5310 31 430630	345	101000
126204	76320S	800 DOEDEN CONSTRUCTION		694.00					
1	50313	09/16/15 VALUE BOXES AND MANHOLES		124.00		20363	5210 23 430550	235	101000
2		09/16/15		124.00			5310 31 430630	350	101000
3	50425	09/23/15 CURB STOP		62.00			5210 23 430550	235	102270
4		09/23/15 MANHOLES		186.00			5310 31 430630	350	101000
5	67678	08/17/15 IMPACT CONCRETE		198.00			2510 107 430233	350	101000
126205	76308S	1182 DOWL, INC.		3,753.75					
1	502826539	09/02/15 WATER SEWER CAPACITY STUDY		1,509.38*		20361	5210 23 430550	350	101000
2				1,509.37			5310 31 430630	350	101000
3	33	09/04/15 STREVELL WATERLINE		411.97		20364	5210 23 430550	958	101000
4				259.08			2510 107 430233	350	101000
5				63.95			2510 107 430235	230	101000
126206	76344S	2856 DXP ENTERPRISES INC.		81.68					
1	8195982	09/21/15 SCBA COMPRESSOR REPAIR		81.68		20737	1000 7 420460	360	101000
126207	76309S	910 EVERGREEN LANDSCAPING		440.50					
1	9445	09/01/15 LAWN SEED		187.50		20814	1000 13 460433	230	101000
2		09/02/15 SPRINKLERS		253.00			1000 13 460433	230	101000
126208	76345S	999999 FUEL MASTER SYN TECH SYSTEMS,		86.25					
1	116621	09/24/15 FUEL MASTER DUPPORT		86.25		321	5610 87 430300	350	101000
126209	76321S	4073 JOHN DEERE FINANCIAL		476.23					
1	1539687	10/09/15 SWEEPER LEASE PRINCIPLE		422.14		323	5610 87 490500	645	101000
2		SWEEPER LEASE INTEREST		54.09			5610 87 490500	646	101000

10/09/15
10:34:23

CITY OF MILES CITY
Claim Details
For the Accounting Period: 9/15

Page: 13 of 23
Report ID: AP100

* ... Over spent expenditure

Claim Line #	Check	Invoice #/Inv Date/Description	Vendor #/Name/ Line \$	Document \$/ Line \$	Disc \$	PO #	Fund Org Acct	Object Proj	Cash Account
126210	76310S	1120 GLADER ELECTRIC CO		227.24					
1	77283	08/26/15 LIGHT BULBS MAIN ST BRIDGE		69.24		20816	2440 50 430263	230	101000
2		REPAIR POLES VALLEY DR/MAIN ST		158.00			2440 50 430263	230	101000
126211	76298S	2471 POSTMASTER		955.19					
1	09/28/15	POSTAGE FOR FLOOD FLYERS		955.19		20823	1000 201 431200	311	101000
126212	76299S	1343 HORIZON IMPLEMENT		14,273.00					
1	09/30/15	4X4 Tractor with Tiller		14,273.00		20809	4000 501 410100	940	101000
126213	76300S	1343 HORIZON IMPLEMENT		13,425.05					
1	09/30/15	John Deere mower and bagger		13,425.05		20810	4000 501 410100	940	101000
126214	76301S	4099 DELUXE MOTORS		31,861.00					
1	09/23/15	DODGE 4X4 TRADESMAN		31,861.00		20808	4060 911 430233	940	101000
126215	76346S	267 HAYNES ENTERPRISES		5,440.60					
1	1918	09/22/15 CURB ON PALMER/N COTTAGE		1,416.00		20813	2510 107 430234	350	101000
2	1906	09/16/15 LANDSCAPING GRASS		400.00			2510 107 430220	360	101000
3	1902	09/10/15 CONCRETE CURB AND SIDEWALK		3,424.60			2510 107 430234	350	101000
4	1903	09/10/15 CONCRETE CURB		200.00			2510 107 430234	350	101000
126216	76311S	1330 HOLY ROSARY HEALTH CENTER		907.36					
1	08/31/15	MEDUCAL SUPPLIES		907.36		20734	5510 10 420730	222	101000
126217	76322S	1426 KIWI PETES TREE SERVICE		165.00					
1	3943-18	09/07/15 TREE LIMB REMOVAL		165.00		20817	1000 13 460433	350	101000
126218	76347S	1407 KADRMAS LEE & JACKSON INC		93.16					
1	10057468	09/22/15 GIS DISTRICT MAINTENANCE		93.16*		20233	2850 105 420160	350	101000
126219	76312S	999999 LARAE TANGEN		36.00					
1	09/17/15	MEAL REIMB TAC CONFERENCE		36.00		20235	1000 5 420160	370	101000
126220	76348S	1527 LN CURTIS & SONS		417.24					
1	3163453	09/17/15 FIRE BOOTS		417.24		20735	1000 7 420460	226	101000
126221	76349S	314 MES - DEPOSITORY ACCOUNT		2,143.00					
1	670396	09/18/15 SCBA REPAIR AND FLOW TEST		2,143.00		20736	1000 7 420460	360	101000
126222	76323S	999999 MILES CITY VISION CLINIC		133.00					
1	108265	09/08/15 REPLACE SCRATCHED LENSES		133.00		20359	5210 23 430550	369	101000

10/09/15
10:34:23

CITY OF MILES CITY
Claim Details
For the Accounting Period: 9/15

Page: 14 of 23
Report ID: AP100

Over spent expenditure

Claim Line #	Check	Invoice #/Inv Date/Description	Vendor #/Name/	Document \$/ Line \$	Disc \$	PO #	Fund Org Acct	Object Proj	Cash Account
126223	76324S	999999	MONTANA RADIATOR WORKS	37.12					
1	540350	08/21/15	RADIATOR STEAM ROLLER DRUM	29.70		17370	2510 107 430220	363	101000
2	549579	08/21/15		7.42			2520 108 430220	363	101000
126225	76350S	2270	NORTHWEST PIPE INC	1,507.90					
1	1530587	09/21/15	CURB STOP PARTS	1,507.90		20356	5210 23 430550	235	101000
126226	76351S	3010	PRO-BUILD	298.00					
1	716359	09/17/15	TRUCK CHAINS	119.20		17368	2510 107 430220	363	101000
2				29.80			2520 108 430220	363	101000
3				74.50			5210 23 430550	363	101000
4				74.50			5310 31 430630	363	101000
126227	76352S	2560	REGAN PLUMBING & HEATING	1,163.49					
1	21547749	09/11/15	TOILET REPAIR	22.27		20815	1000 13 460433	230	101000
2	21547790		FREON & REPAIR AC REPAIR	589.17*			1000 8 411230	360	101000
3	21547720		SPRINKLER	59.56			1000 13 460433	230	101000
4	21547719		STORM SEWER PIPE REPAIR	48.69			2510 107 430235	230	101000
5	21547718		SAND IN TOILET 100 PONDEROSA	151.16			5310 31 430630	230	101000
6	21547703		TOILET INSTALL CITY HALL	292.64*			1000 8 411230	360	101000
126228	76353S	2579	ROBERT PECCIA & ASSO	76,300.00					
1	0000002	09/17/15	PHASE II DESIGN	76,300.00		20358	5310 33 430640	940	101000
126229	76325S	4085	SENSUS	1,617.45					
1	16005891	08/31/15	ANNUAL RENEWAL	808.73		20644	5210 25 430510	360	101000
2				808.72*			5310 29 430610	360	101000
126230	76354S	999999	SMITH & LOVELESS, INC	58.17					
1	105719	09/16/15	VACUUM PRIMING HOUSING	58.17		19900	5310 32 430690	230	101000
126231	76332S	278	TITAN MACHINERY	1,436.67					
1	6573777	09/11/15	ACTIVATOR	567.14		17364	2510 107 430220	363	101000
2				141.78			2520 108 430220	363	101000
3	6516166	08/27/15	BRAKE PARTS	582.20		17364	2510 107 430220	363	101000
4				145.55			2520 108 430220	363	101000
126232	76355S	4102	UNITED PARTS & SUPPLY	3,765.80					
1	42414	09/15/15	BRAKE REPAIRER PARTS TRUCK 14	500.74		17365	2510 107 430220	363	101000
2	42415	09/15/15		541.12			2510 107 430220	363	101000
3	42416	09/15/15		440.73			2510 107 430220	363	101000
4	42414	09/15/15		125.19			2520 108 430220	363	101000
5	42415	09/15/15		135.28			2520 108 430220	363	101000
6		09/15/15		110.18			2520 108 430220	363	101000
7	42472	09/23/15		5.93			2520 108 430220	363	101000
8	42414	09/15/15		312.96			5210 23 430550	363	101000

10/09/15
10:34:23

CITY OF MILES CITY
Claim Details
For the Accounting Period: 9/15

Page: 15 of 23
Report ID: AP100

* ... Over spent expenditure

Claim Line #	Check	Invoice #/Inv Date/Description	Vendor #/Name/ Line \$	Document \$/ Line \$	Disc \$	PO #	Fund Org Acct	Object Proj	Cash Account
9	42415	09/15/15		338.20			5210 23 430550	363	101000
10	42416	09/15/15		275.46			5210 23 430550	363	101000
11	42472	09/23/15		14.83			5210 23 430550	363	101000
12	42414	09/15/15		312.96			5310 31 430630	363	101000
13	42415	09/15/15		338.20			5310 31 430630	363	101000
14	42416	09/15/15		275.46			5310 31 430630	363	101000
15	42472	09/23/15		14.83			5310 31 430630	363	101000
16	42472	09/23/15		23.73			2510 107 430220	363	101000
126233	76313S	3039 UTILITIES UNDERGROUND LOCATION		138.32					
1	5085085	08/31/15 AUGUST LOCATES		69.16		20360	5210 23 430550	360	101000
2				69.16*			5310 31 430630	360	101000
126234	76356S	902 ENERGY LABORATORIES INC		1,110.00					
1	09/15/15	CHEMICALS FOR WTP		933.00		19899	5210 80 430540	352	101000
2				177.00			5310 33 430640	352	101000
126235	76326S	1145 GRAINGER INC		116.34					
1	9839047512	09/10/15 40 W BLACKLIGHT		58.17		19897	5210 22 430530	230	101000
2	9839047520	09/10/15		58.17			5210 80 430540	230	101000
126236	76314S	1896 HAWKINS, INC		655.50					
1	3772396	08/28/15 FLOURIDE		655.50		19895	5210 80 430540	222	101000
126237	76357S	999999 MARIAH VENZKE		64.90					
1		REFUND DEPOSIT		64.90			5210 214010		101000
126238	76358S	999999 JOEY WILSON		65.54					
1	09/29/15	REFUND DEPOSIT		65.54			5210 214010		101000
126239	76359S	999999 REG WALKER		116.73					
1	09/29/15	REFUND DEPOSIT		116.73			5210 214010		101000
126240	76360S	999999 DEBRA STOCKER		6.20					
1	09/29/15	REFUND DEPOSIT		6.20			5210 214010		101000
126241	76361S	999999 BEVERLY SLEAFORD		15.30					
1	09/29/15	REFUND DEPOSIT		15.30			5210 214010		101000
126242	76362S	999999 STEPHEN MILLER		13.90					
1	09/29/15	REFUND DEPOSIT		13.90			5210 214010		101000

10/09/15
10:34:23

CITY OF MILES CITY
Claim Details
For the Accounting Period: 9/15

Page: 16 of 23
Report ID: AP100

* ... Over spent expenditure

Claim Line #	Check	Invoice #/Inv Date/Description	Vendor #/Name/ Line \$	Document \$/ Line \$	Disc \$	PO #	Fund Org Acct	Object Proj	Cash Account
126243	76363S	999999 JAMES LUCAS		43.21					
1	09/29/15	REFUND DEPOSIT		43.21			5210 214010		101000
126244	76364S	999999 DANIELLE LANTIS		15.30					
1	09/29/15	REFUND DEPOSIT		15.30			5210 214010		101000
126245	76365S	999999 AUTUMN HEIBNER		80.60					
1	09/29/15	REFUND DEPOSIT		80.60			5210 214010		101000
126246	76366S	999999 ENERGY CONTRACT SERVICES LLC		69.27					
1	09/29/15	REFUND DEPOSIT		69.27			5210 214010		101000
126247	76367S	999999 ANDREW BERN		107.45					
1	09/29/15	REFUND DEPOSIT		107.45			5210 214010		101000
126248	76368S	999999 AMBER DECKART		45.04					
1	09/29/15	REFUND DEPOSIT		45.04			5210 214010		101000
126249	76369S	999999 FRED MORROW		150.00					
1	09/29/15	REFUND DEPOSIT		150.00			5210 214010		101000
126250	76370S	999999 SUZIE MUGGLI		50.00					
1	09/29/15	REFUND DEPOSIT		50.00			5210 214010		101000
126254	76327S	394 BOSS INC		2,102.53					
1	09/24/15	OFFICE SUPPLIES		294.64		20643	1000 3 410500	210	101000
2				294.64			5210 25 430510	210	101000
3				294.64			5310 29 430610	210	101000
4	55830	NOBLE		85.00		18146	1000 4 411100	350	101000
5	58312			155.28		18147	1000 4 411100	210	101000
6				399.98			1000 4 411100	214	101000
7		CITY COURT		364.95		20020	1000 6 410300	214	101000
8	50092	DISPATCH		213.40		20458	1000 5 420160	350	101000
126255	76371S	4046 BILL RONNING		60.50					
1	09/30/15	CELL PHONE REIM		60.50		20828	2510 107 430220	345	101000
126256	76329S	999999 CONSTANCE MUGGLI		133.00					
1	10/02/15	PER DIEM KALISPELL TRAVEL		133.00*		15-025	2935 11 460467	370	101000
126257	76372S	700 CUSTER COUNTY WATER & SEWER		14,217.63					
1	09/30/15	WATER AND SEWER COLLECTIONS		14,217.63			7980 211020		101000

10/09/15
10:34:23

CITY OF MILES CITY
Claim Details
For the Accounting Period: 9/15

Page: 17 of 23
Report ID: AP100

* Over spent expenditure

Claim Line #	Check	Vendor #/Name/ Invoice #/Inv Date/Description	Document \$/ Line \$	Disc \$	PO #	Fund Org Acct	Object Proj	Cash Account
126258	76373S	721 DALES CLEANING SERVICE	600.00					
1	09/30/15	SEPT CLEANING	600.00*		20825	1000 8 411230	360	101000
126259	76374S	1286 DENNIS HIRSCH	6,393.80					
1	09/30/15	BUILDING PERMITS SEPT	6,393.80		20824	2394 18 420531	350	101000
126260	76375S	4022 MARILYNN FORMAN	600.00					
1	09/29/15	CLEAN CITY SHOP	250.00		20826	6040 910 430220	360	101000
2		CLEAN PD	350.00		20479	1000 5 420140	350	101000
126261	76376S	2425 PINE RIDGE ENTERPRISES, INC	1,182.13					
1	13626	09/24/15 ROTOR MOTOR REPAIR	1,182.13		20903	5310 33 430640	360	101000
126262	76330S	523 CITY SERVICE, INC.	2,892.11					
1	09/30/15	TRUCK RENT	1,850.00		326	5610 87 430300	530	101000
2	W027654	PHILLIPS66CC TRMML MAIN FEE	16.00			5610 87 430300	230	101000
3	W027612	AVIATION PARTS	549.85			5610 87 430300	230	101000
4	817714	GM PETROLEUM	404.89			5610 87 430300	220	101000
5	811134	GM PETROLEUM EC 15W40	71.37			5610 87 430300	220	101000
126263	76331S	4009 PITNEY BOWES RESERVE ACCOUNT	1,000.00					
1	10/05/15		1,000.00			1000 3 410500	311	101000
126264	76333S	1010 STOCKMAN BANK	39.03					
1	09/30/15	NSF	19.52			5210 25 430510	810	101000
2	09/30/15	NSF	19.51			5310 29 430610	810	101000
126265	76377S	285 BADLANDS, INC.	13.00					
1	09/30/15	VOLUNTEER CAB FARE	13.00		19944	2985 15 450330	379	101004
126266	76378S	999999 BETTY VAIL	551.55					
1	09/30/15	TRAVEL REIMBURSEMENT	551.55		19941	2985 15 450300	370	101000
126267	76379S	999999 BUCKY JOHNSON	22.07					
1	09/29/15	CELL PHONE REIMB	11.04		20367	5210 23 430550	345	101000
2			11.03			5310 31 430630	345	101000
126268	76380S	460 CARLSONS MACHINE & REBUILD INC	120.00					
1	39377	09/17/15 REPACK CYLINDER/GATE	120.00		334	5610 87 430300	230	101000
126269	76381S	498 CENTURY LINK	2,050.92					
1	09/21/15	P11 PHONE SYSTEM	2,050.92		20238	2850 105 420140	345	101000

10/09/15
10:34:23

CITY OF MILES CITY
Claim Details
For the Accounting Period: 9/15

Page: 18 of 23
Report ID: AP100

* ... Over spent expenditure

Claim Line #	Check	Vendor #/Name/ Invoice #/Inv Date/Description	Document \$/ Line \$	Disc \$	PO #	Fund Org Acct	Object Proj	Cash Account
126270	76382S	673 CUSTER NETWORK AGAINST DOMESTIC	2,845.00					
1	09/30/15	CIVIL LEGAL ASSIST QUARTERLY	2,845.00			7471 212500		101000
126271	76383S	4001 CRITELLI COURIERS, INC.	322.00					
1	5114A 09/03/15	BOOK CRATE PROGRAM	322.00		20526	2880 39 460100	311	101000
126272	76384S	671 CUSTER COUNTY TREASURER	1,755.00					
1	09/30/15	D/L REINSTATEMENT FEE	1,755.00			7452 212500		101000
126273	76385S	716 DANA KEPNER CO	9,236.52					
1	4037865 09/28/15	2 - 1" METERS	524.74		20362	5210 23 430550	220	101000
2	4037764	HANDHELD UPGRADE	6,600.00			5210 23 430550	220	101000
3	4037889		438.58			5210 23 430550	220	101000
4	4037890	10 MXV'S FOR RADIO READ	1,673.20			5210 23 430550	220	101000
126274	76386S	999999 DAWN COLTON	49.86					
1	09/27/15	TRAVEL REIMBURSEMENT	49.86		15969	1000 36 411020	370	101000
126275	76387S	4068 DITCH WITCH NORTHWEST	431.09					
1	192295 08/04/15	REPAIR LOCATOR	235.99		20365	5210 23 430550	360	101000
2	192297	REPAIR LOCATOR TRANSMITTER	195.10			5210 23 430550	360	101000
126276	76388S	870 EAST MAIN ANIMAL CLINIC	218.00					
1	09/30/15	VET SERVICES FOR DOGS/CATS	218.00		20480	1000 21 440600	350	101000
126277	76389S	1986 JACKS BODY SHOP	528.00					
1	5728 09/18/15	PD TOW MERC MARQUIS	132.00		20484	1000 5 420140	230	101000
2	5804 09/24/15	PD TOW 86 MERC GRAND WHITE	132.00			1000 5 420140	230	101000
3	5721 09/07/15	PD TOW 97 HONDA GREEN	132.00			1000 5 420140	230	101000
4	5722 09/10/15	PD TOW 92 BUICK CENTURY	132.00			1000 5 420140	230	101000
126278	76390S	1321 HOLMLUND MOBILE LOCK & KEY	94.00					
1	30412 09/21/15	1/2 LOCKSMITH/GMS 1/18 SCI	94.00		330	5610 87 430300	230	101000
126279	76391S	1969 MONTANA LEGISLATIVE COUNCIL	350.00					
1	32418 09/29/15	2015 MCA	116.66		20646	1000 3 410500	220	101000
2			116.67			5210 25 430510	220	101000
3			116.67			5310 29 430610	220	101000
126280	76392S	1780 MILES CITY MOTOR SUPPLY	298.14					
1	09/29/15	TOOLS	298.14		328	5610 87 430300	230	101000

10/09/15
10:34:23

CITY OF MILES CITY
Claim Details
For the Accounting Period: 9/15

Page: 19 of 23
Report ID: AP100

* ... Over spent expenditure

Claim Line #	Check	Invoice #/Inv Date/Description	Vendor #/Name/	Document \$/ Line \$	Disc \$	PO #	Fund Org Acct	Object Proj	Cash Account
126281	76393S	2847	STEADMANS ACE HARDWARE	44.93					
1	09/30/15	PARTS		44.93		329	5610 87 430300	230	101000
126282	76394S	2914	TOURISM BUSINESS IMPROVEMENT	1,470.00					
1	09/30/15	MONTHLY COLLECTIONS		1,470.00			7370 212500		101000
126283	76395S	4081	ULTRAMAX	1,197.00					
1	149735	09/28/15	SPEER 40 S&W 180 GR	1,197.00		20483	1000 5 420140	227	101000
126284	76396S	999999	AMERICAN EMERGENCY VEHICLES	284.30					
1	17811	09/29/15	AMBULANCE DOOR PARTS	284.30		20739	5510 10 420730	364	101000
126285	76397S	4099	DELUXE MOTORS	2,000.00					
1	09/29/15	2004	SUBARU LEGACY	2,000.00		327	5610 87 430300	363	101000
126286	76398S	790	DPC INDUSTRIES	1,699.50					
1	DE72000170	08/31/15	DEMMURAGE	1,389.60		19898	5210 80 430540	222	101000
2	2000#		CHLORINE	309.90*			5210 33 430640	222	101000
126287	76399S	999999	MARC	1,108.50					
1	0562697	09/25/15	ROOT CONTROL FIREBALL	66.60		20905	5210 22 430530	230	101000
2				66.60			5210 80 430540	230	101000
3				886.50			5310 31 430630	230	101000
4				35.52			5310 32 430690	230	101000
5				53.28			5310 33 430640	230	101000
126288	76400S	3039	UTILITIES UNDERGROUND LOCATION	207.48					
1	5095084	09/30/15	SEPTEMBER LOCATES	103.74		20368	5210 23 430550	360	101000
2				103.74*			5310 31 430630	360	101000
126289	76401S	1969	MONTANA LEGISLATIVE COUNCIL	350.00					
1	31989	09/15/15	2015 MONTANA CODE ANNOTATED	350.00		20022	1000 6 410300	382	101000
126290	76402S	999999	GAIL KREZELAK	332.49					
1	09/29/15		TRAVEL REIMB	332.49			1000 6 410300	370	101000
126291	76403S	4019	WEX Bank	7,520.83					
1	42468324	09/30/15	Fuel - Parks	512.81		20827	1000 13 460433	231	101000
2	42468324	09/30/15	Fuel - P Works	1,803.62		20827	2510 107 430220	231	101000
3	42468324	09/30/15	Fuel - P Works	450.91		20827	2520 108 430220	231	101000
4	42468324	09/30/15	Fuel - PUD	699.29		20366	5210 23 430550	231	101000
5	42468324	09/30/15	Fuel - PUD	699.29		20366	5310 31 430630	231	101000
6	42468324	09/30/15	Fuel - WWTP	76.22		20904	5210 80 430540	231	101000
7	42468324	09/30/15	Fuel - WWTP	146.58		20904	5310 32 430690	231	101000
8	42468324	09/30/15	Fuel - WWTP	94.12		20904	5310 33 430640	231	101000
9	42468324	09/30/15	Fuel - WWTP	76.22		20904	5210 22 430530	231	101000

10/09/15
10:34:23

CITY OF MILES CITY
Claim Details
For the Accounting Period: 9/15

Page: 20 of 23
Report ID: AP100

* Over spent expenditure

Claim Line #	Check	Invoice #/Inv Date/Description	Vendor #/Name/ Line \$	Document \$/ Line \$	Disc \$	PO #	Fund Org Acct	Object Proj	Cash Account
10	42468324	09/30/15 Fuel - MCPD		1,912.00		20481	1000 5 420140	231	101000
11	42468324	09/30/15 Fuel - AC		35.09		20481	1000 21 440600	231	101000
12	42468324	09/30/15 Fuel - Fire		475.21			1000 7 420460	231	101000
13	42468324	09/30/15 Fuel - Amb		539.47			5510 10 420730	231	101000
			# of Claims	159	Total:	343,109.57			

10/09/15
10:34:24

CITY OF MILES CITY
Claim from Another Period Cancelled in this Period
For the Accounting Period: 9/15

Page: 21 of 23
Report ID: AP100

* Over spent expenditure

Claim	Vendor #/Name/	Document \$/	Disc \$						Cash
Line #	Check	Invoice #/Inv Date/Description	Line \$	PO #	Fund Org Acct	Object Proj	Account		
*** Cancelled in 9/15 **** *** Claim from another period (8/15) ****									
126088		1371 ICBO	105.00						
1	3059386	08/10/15 Dennis Hirsch annual renewal	105.00	20200	2394 18 420531	334	101000		
		# of Claims	159	Total:			105.00		

10/09/15
10:34:31

CITY OF MILES CITY
Fund Summary for Claims
For the Accounting Period: 9/15

Page: 22 of 23
Report ID: AP110

Fund/Account	Amount
1000 GENERAL	
101000 Cash - Operating	\$48,601.74
2220 LIBRARY	
101000 Cash - Operating	\$1,945.36
2270 Health	
101000 Cash - Operating	\$2,750.00
2394 BUILDING CODE ENFORCEMENT	
101000 Cash - Operating	\$6,786.08
2400 LTG M D#165-(Gen City)	
101000 Cash - Operating	\$14,588.08
2420 LTG M D#167-(MilesAddn Etc)	
101000 Cash - Operating	\$2,498.99
2430 LTG M D#171-(Balsam Est)	
101000 Cash - Operating	\$128.75
2440 LTG M D#172-(Main Str)	
101000 Cash - Operating	\$1,399.04
2470 LTG M D#202-(SG-MDU&NV)	
101000 Cash - Operating	\$580.08
2480 LTG M M#173-(Milestown Estates)	
101000 Cash - Operating	\$99.58
2510 STR MAINT DIST #204	
101000 Cash - Operating	\$14,812.96
2520 STR MAINT DIST #205	
101000 Cash - Operating	\$2,256.20
2850 911 EMERGENCY	
101000 Cash - Operating	\$6,848.50
2880 LIBRARY GRANTS	
101000 Cash - Operating	\$322.00
101020 Cash - Partners Program	\$254.00
2935 Historic Preservation	
101000 Cash - Operating	\$609.26
2985 RETIRED SENIOR VOLUNTEER PROG (RSVP)	
101000 Cash - Operating	\$2,337.55
101004 RSVP Non-Federal Cash Operating-Custer	\$140.56
101006 Cash- operating-Fallon	\$1,080.45
101007 RSVP Non-Federal Cash Operating- Fallon	\$375.63
4000 General Fund Capitol Improvement Fund	
101000 Cash - Operating	\$27,698.05
4060 CAPITAL IMPROV-PUBLIC WORKS	
101000 Cash - Operating	\$31,861.00
5210 WATER UTILITY	
101000 Cash - Operating	\$33,837.75
102270 Cash - Curb Stop Replacement Fee	\$62.00
5310 SEWER UTILITY	
101000 Cash - Operating	\$93,926.61
5510 AMBULANCE FUND	
101000 Cash - Operating	\$7,596.17
5610 AIRPORT OPERATING	
101000 Cash - Operating	\$18,432.17
6040 PUBLIC WORKS	
101000 Cash - Operating	\$888.38
7370 TBID	
101000 Cash - Operating	\$1,470.00